

A satellite image showing the Earth's horizon, with a blue ocean, white clouds, and a sliver of brown land visible against the black background of space.

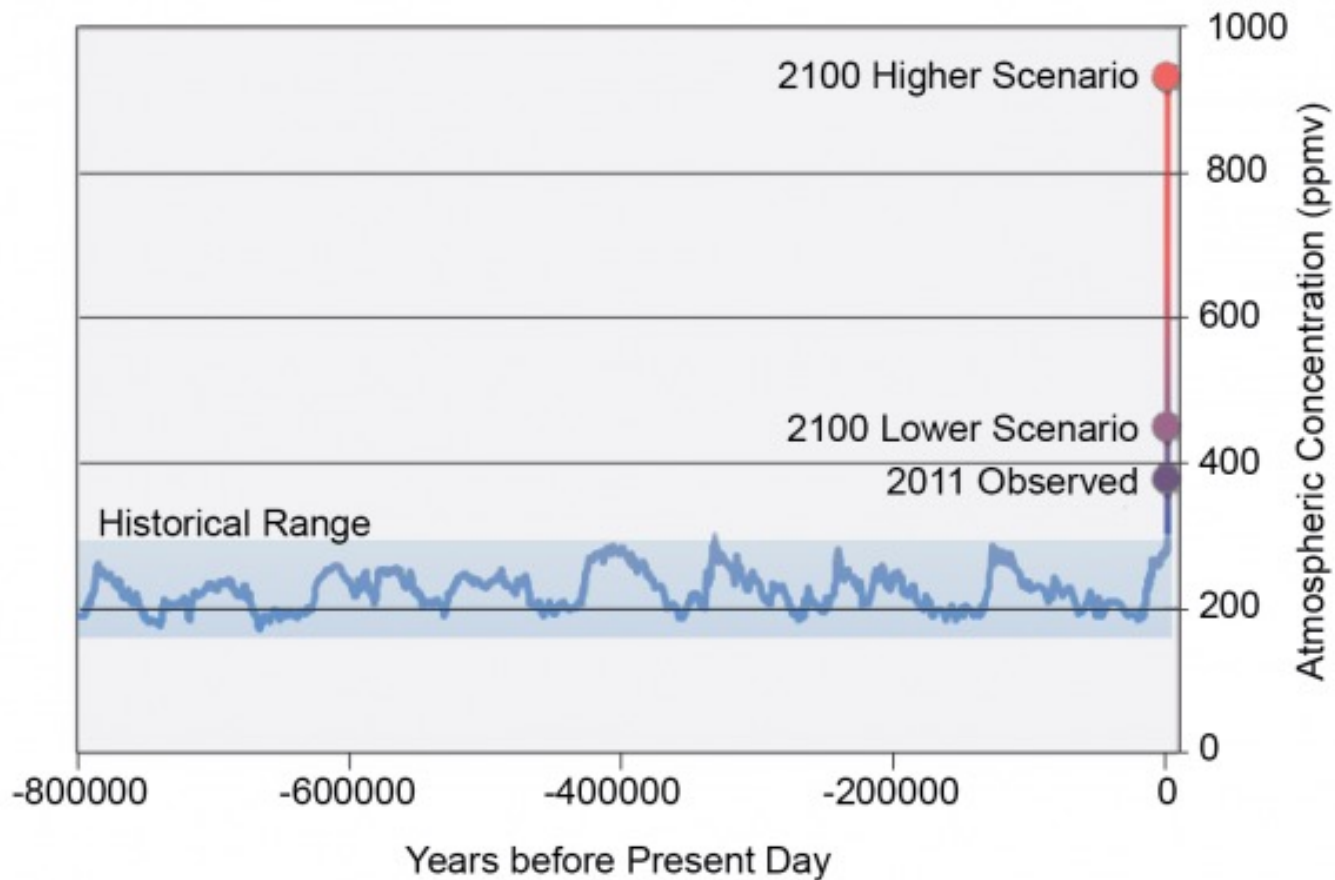
ICSC - Canada

International Climate Science Coalition - Canada

There is no Climate Emergency!

**So the coming climate lockdowns should be
resisted with all our might!**

Atmospheric Carbon Dioxide Levels



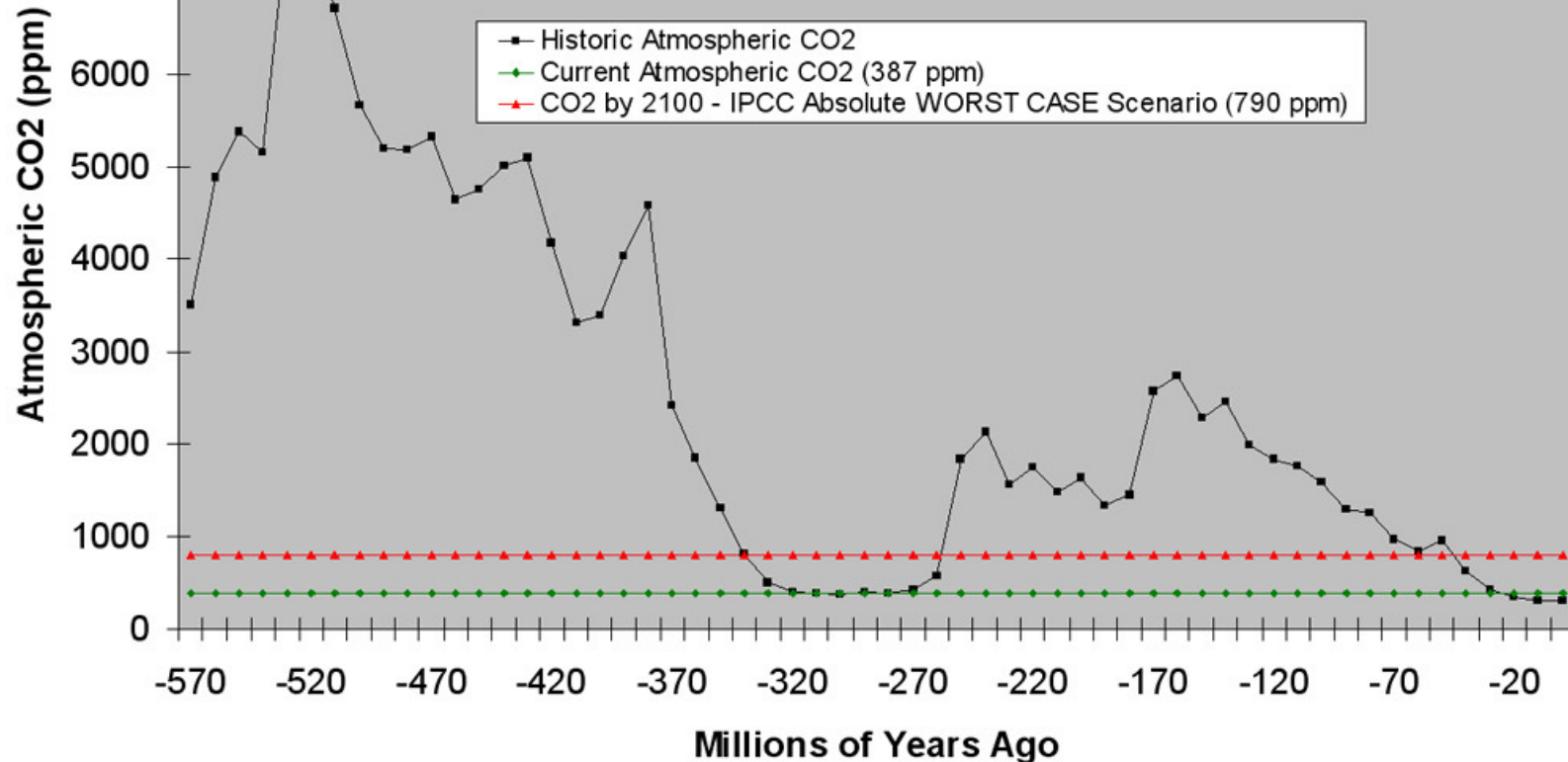
Comparison of Historic Atmospheric CO2

Historic CO2: ftp://ftp.ncdc.noaa.gov/pub/data/paleo/climate_forcing/trace_gases/phanerozoic_co2.txt

Current CO2: <http://www.esrl.noaa.gov/gmd/ccgg/trends/>

CO2 by 2100: http://www.ipcc.ch/pdf/assessment-report/ar4/syr/ar4_syr.pdf (Table 5.1)

Note: Instructions for converting historic RCO2 to ppm are contained in the research paper found here:
<http://earth.geology.yale.edu/~ajs/2001/Feb/qn020100182.pdf>



Earth's Geologic History

- Scientists note that geologically speaking, the Earth is currently in a “CO₂ famine.”
- Geologic record reveals ice ages and ice houses have occurred when CO₂ was at 2000 ppm to up to 8000 ppm.
- Temperatures have been similar to the present day on Earth when carbon dioxide was up to twenty times higher than today's levels

ICSC - Canada

<https://www.icsc-canada.com/>

International Climate Science Coalition - Canada



Greenhouses force CO₂ to 1,200 to 2,000 ppm, 3-5 times the 415 ppm of CO₂ in the atmosphere. Because it causes plants to grow bigger and need less water! faster.



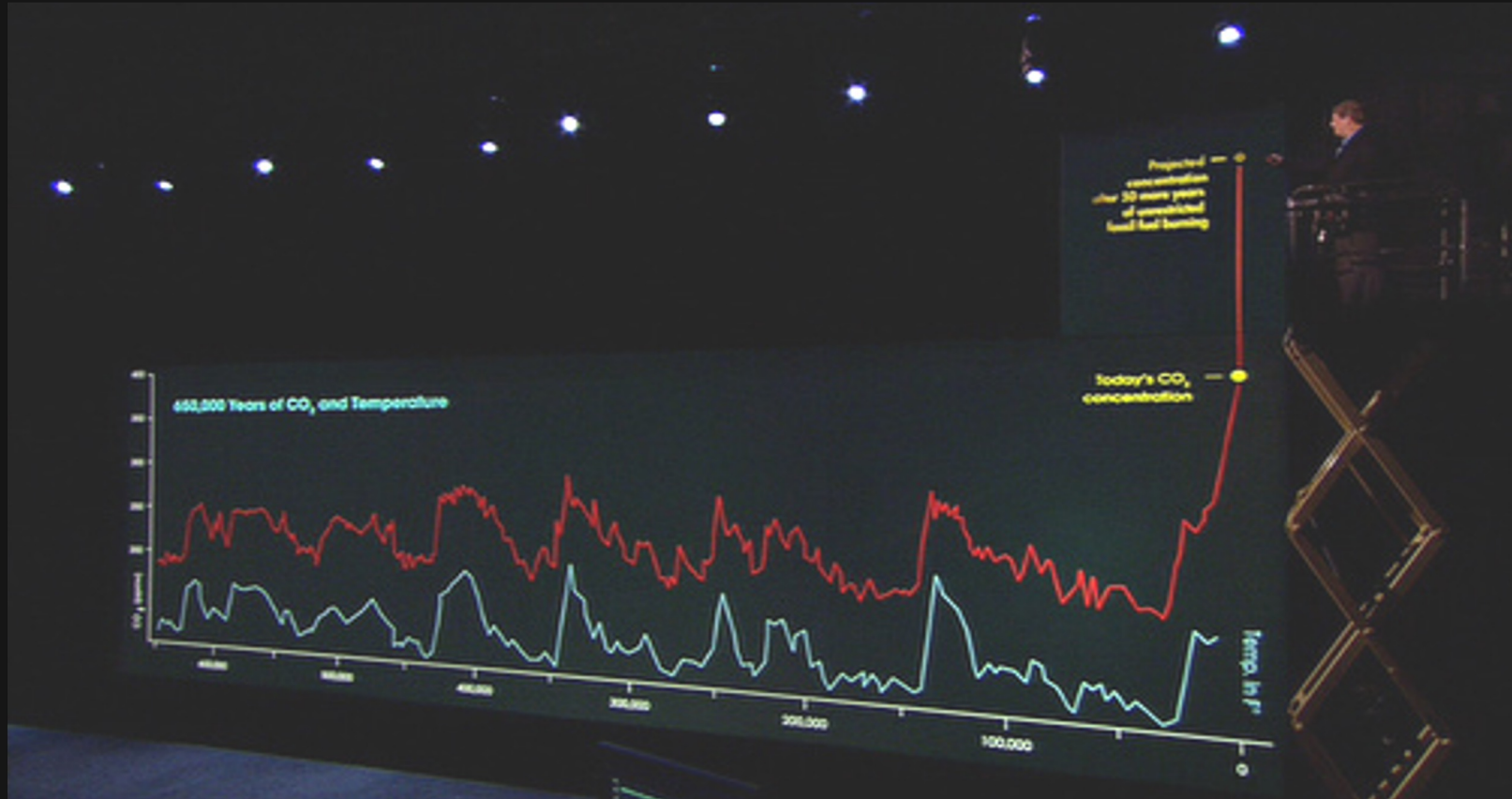
ICSC - Canada

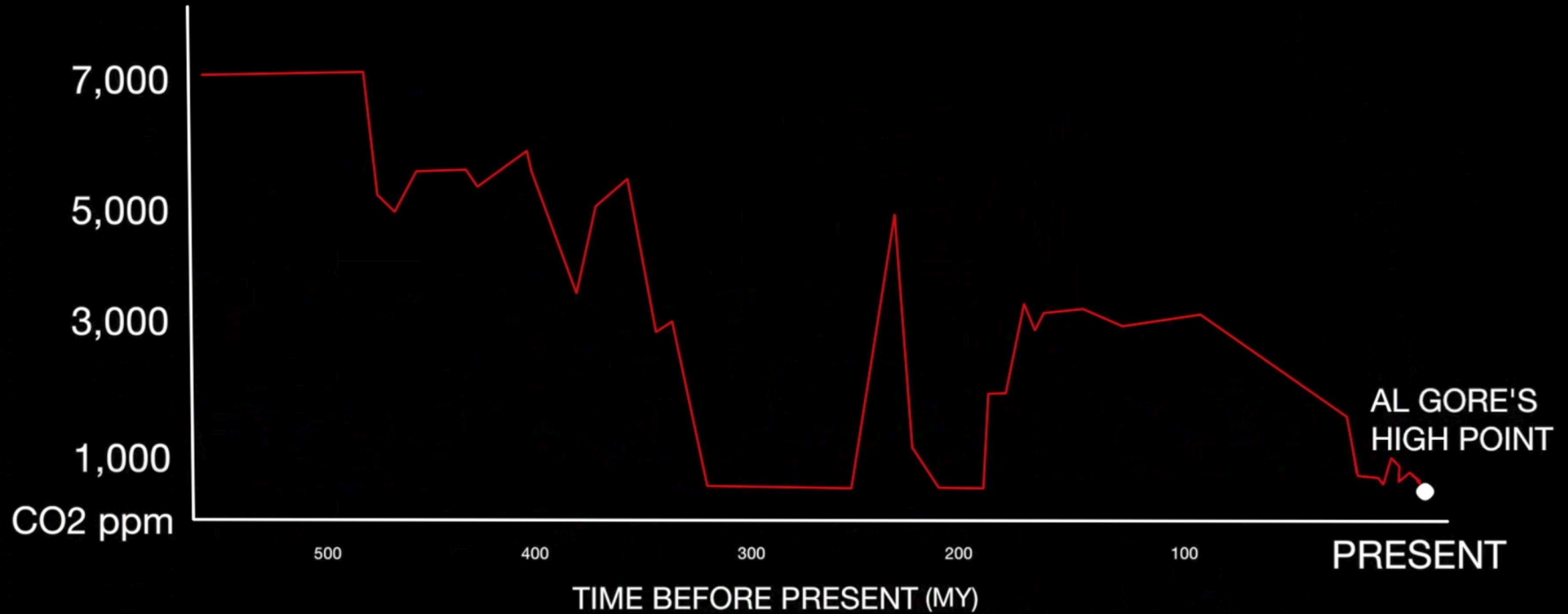
<https://www.icsc-canada.com/>

International Climate Science Coalition - Canada

Worldwide food harvests are up more than 30% over the last 30 years. Bigger harvests on less land. Thanks to CO₂.

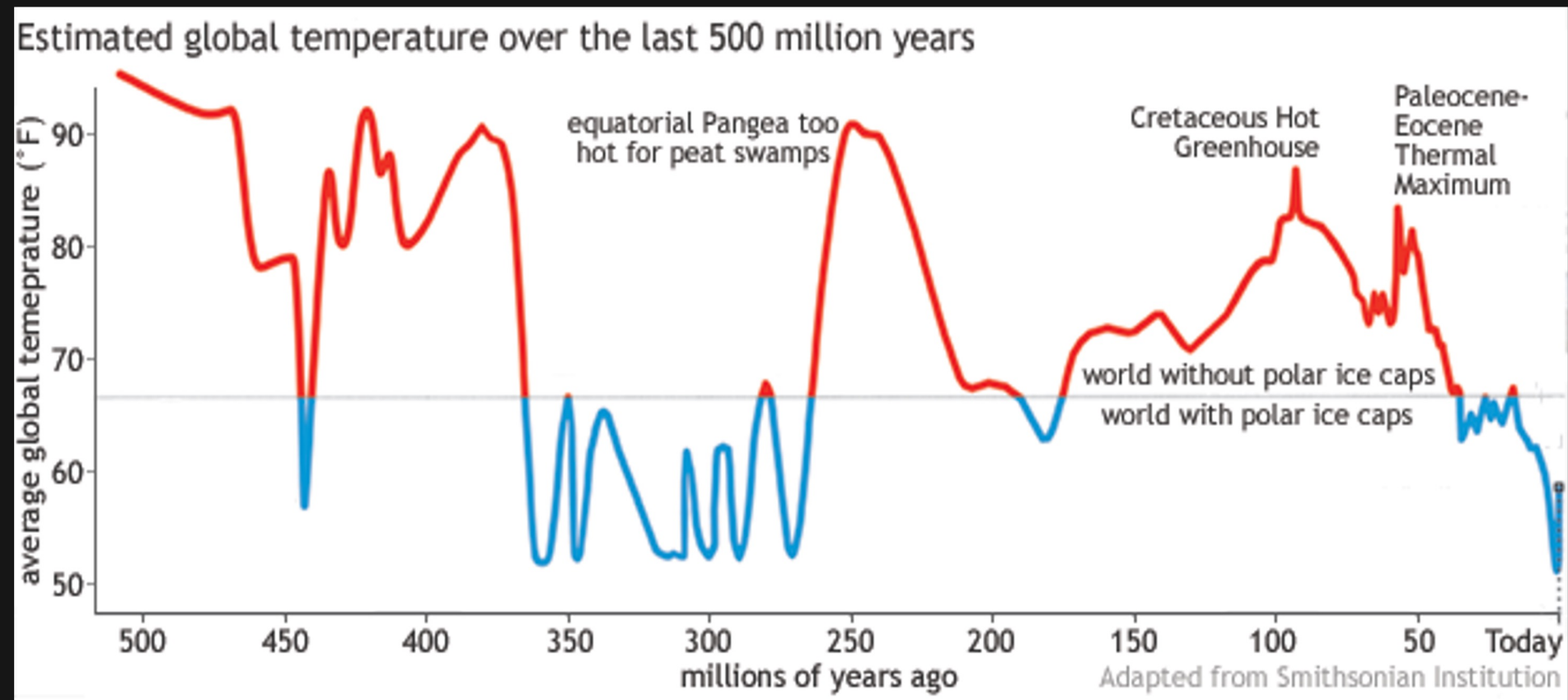
Gore only told part of CO2 story

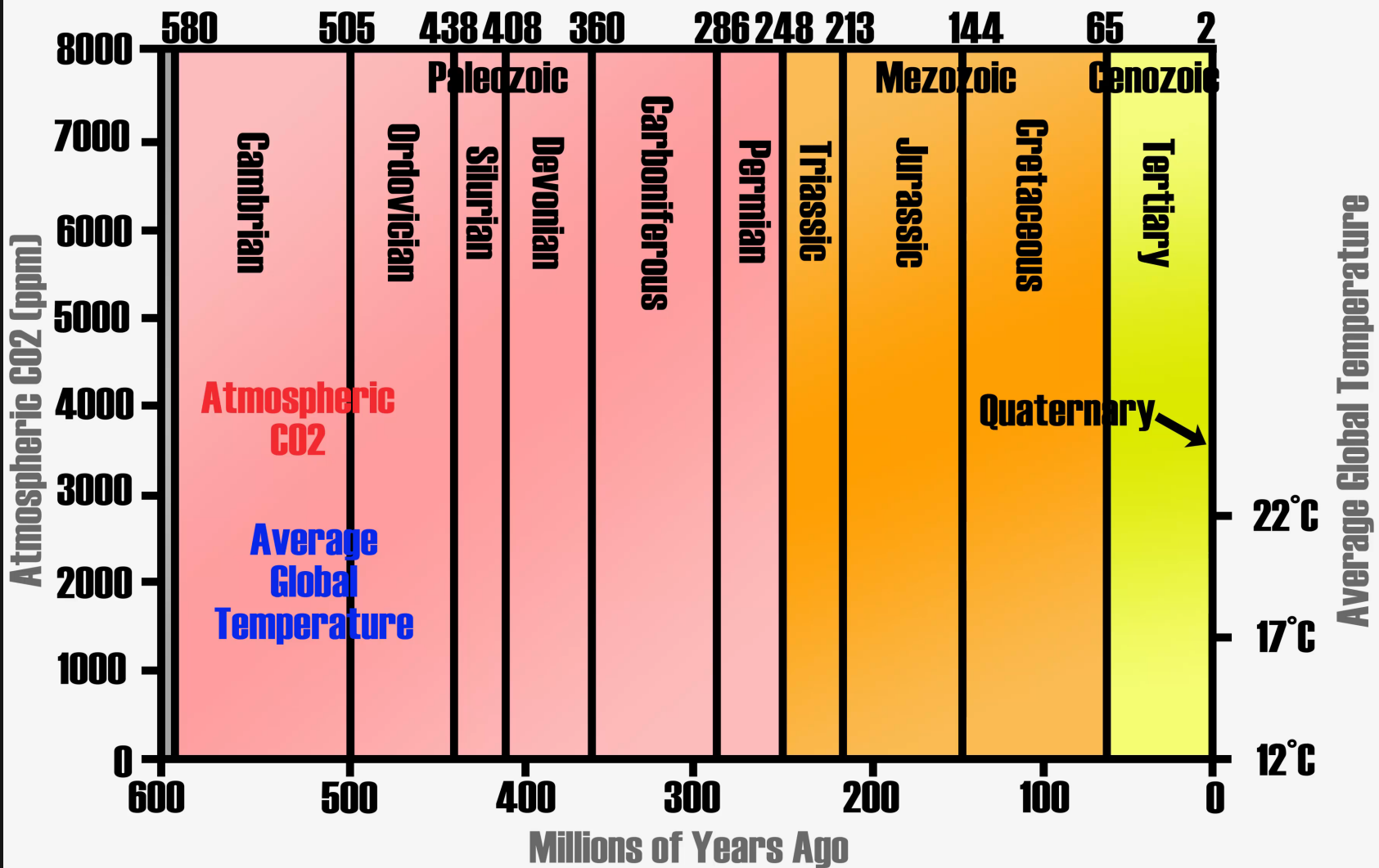




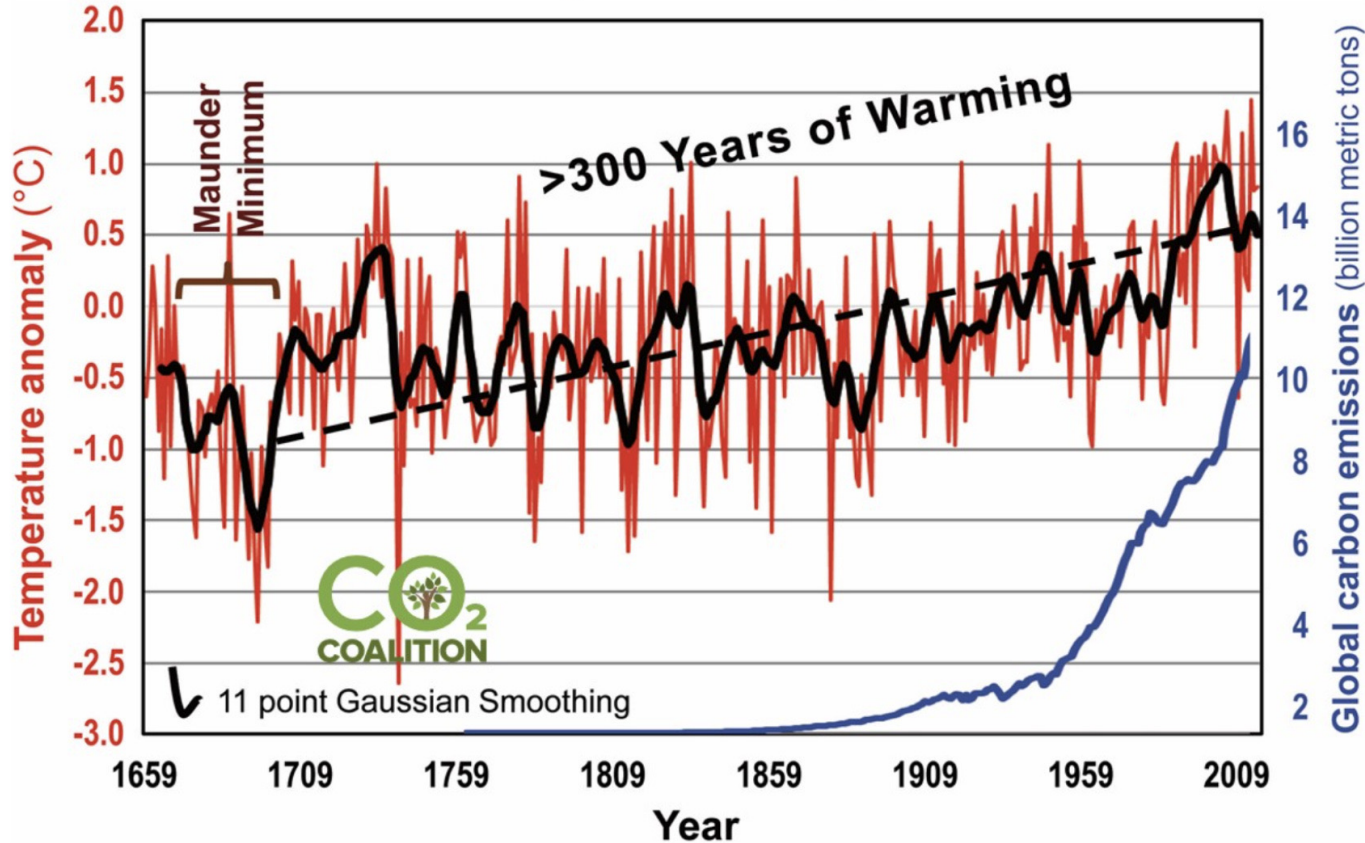
Modified by H. Leighton Steward
Modified after Benner, 2004

NOAA features temperature chart showing Earth's history much hotter than today

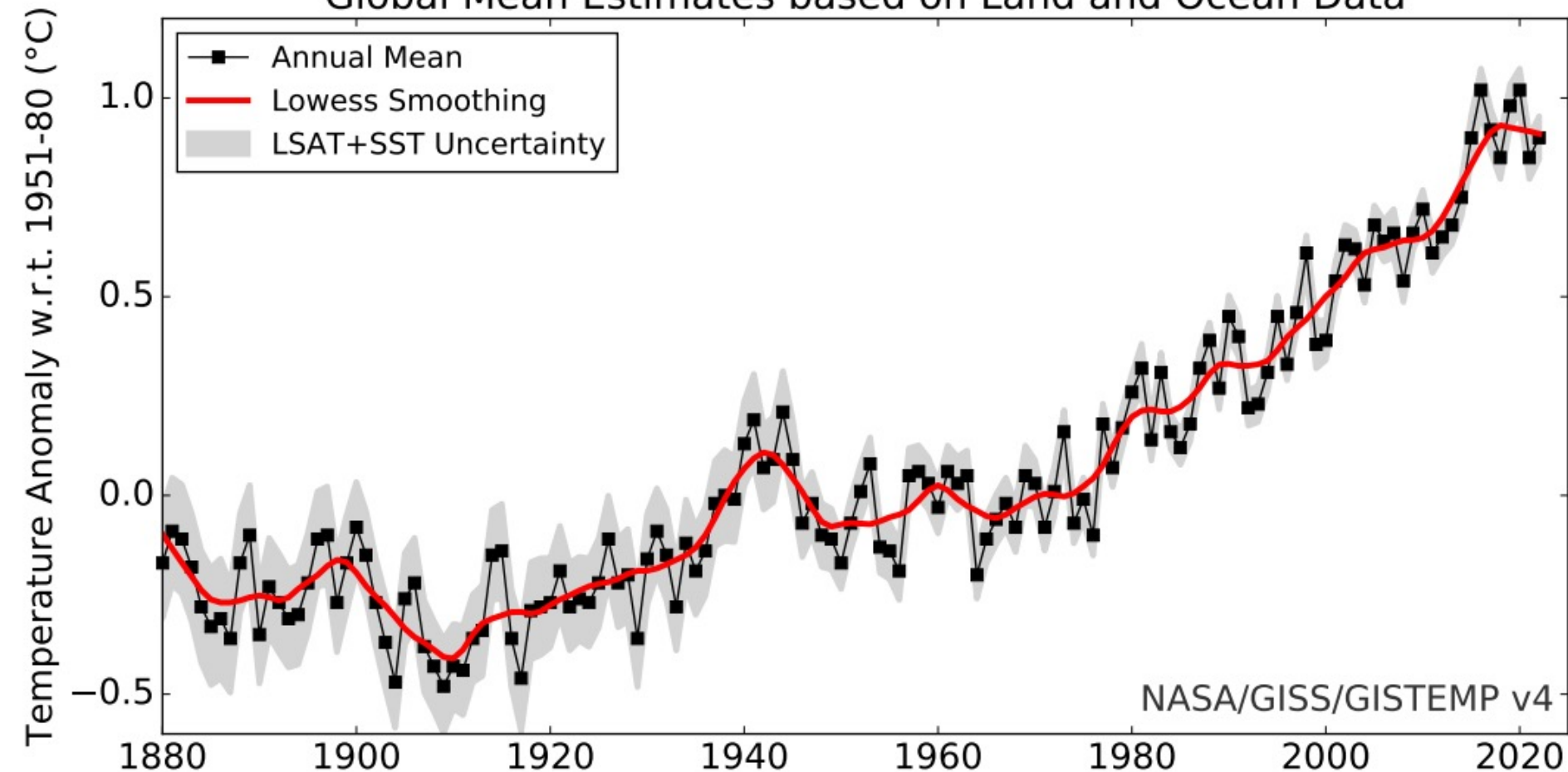




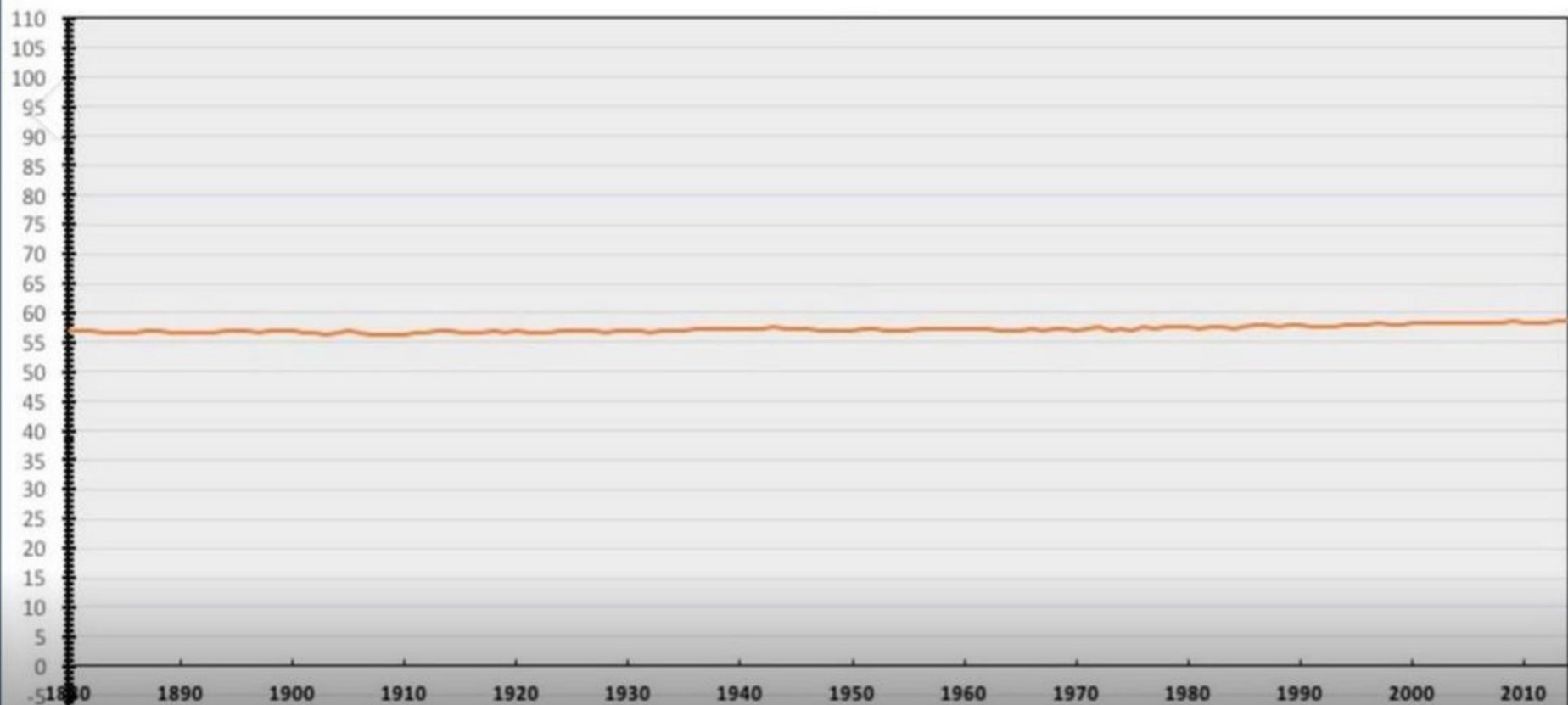
Modern warming began more than 300 years ago...



Global Mean Estimates based on Land and Ocean Data



Average Annual Global Temperature in Fahrenheit 1880-2015



Like



Comment



Share

Tag Photo

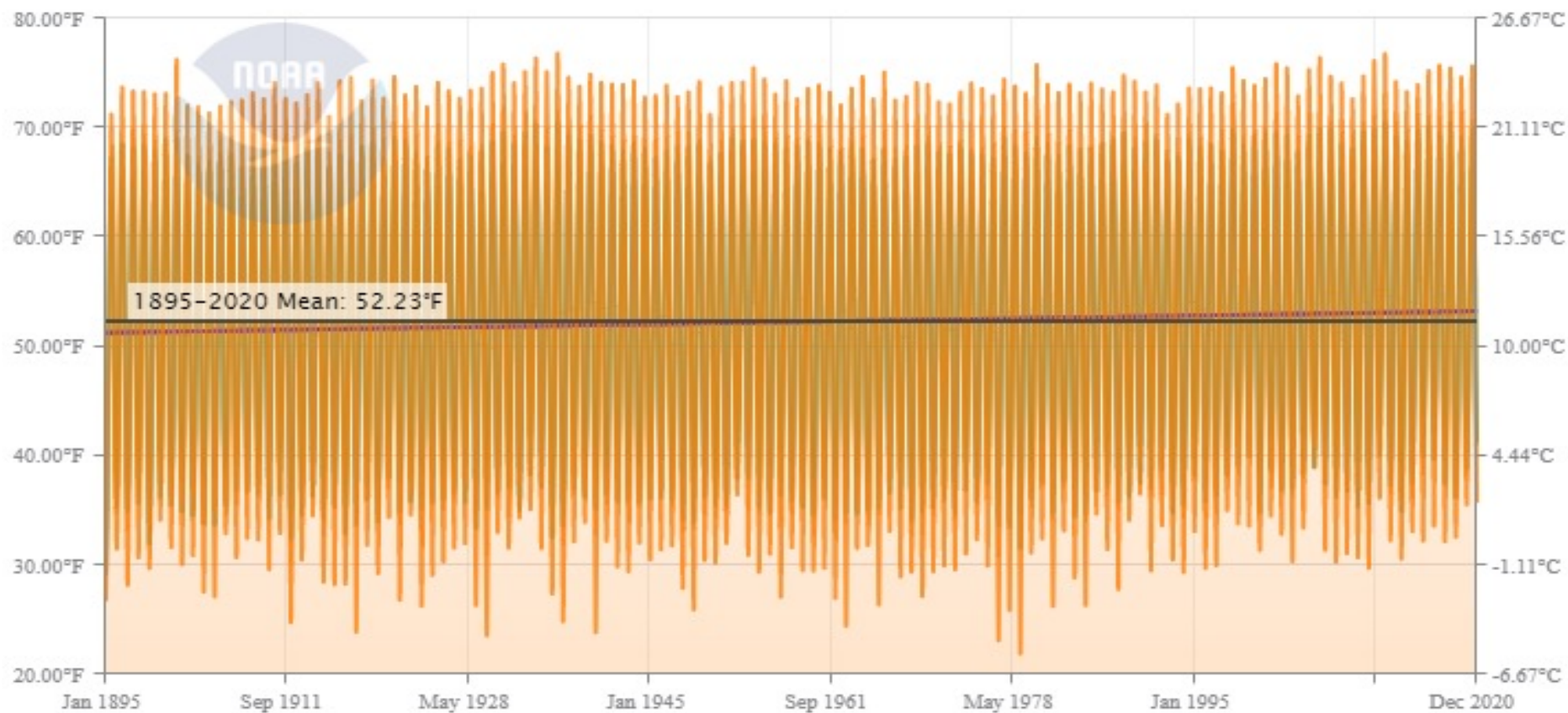
Options

Send in Message

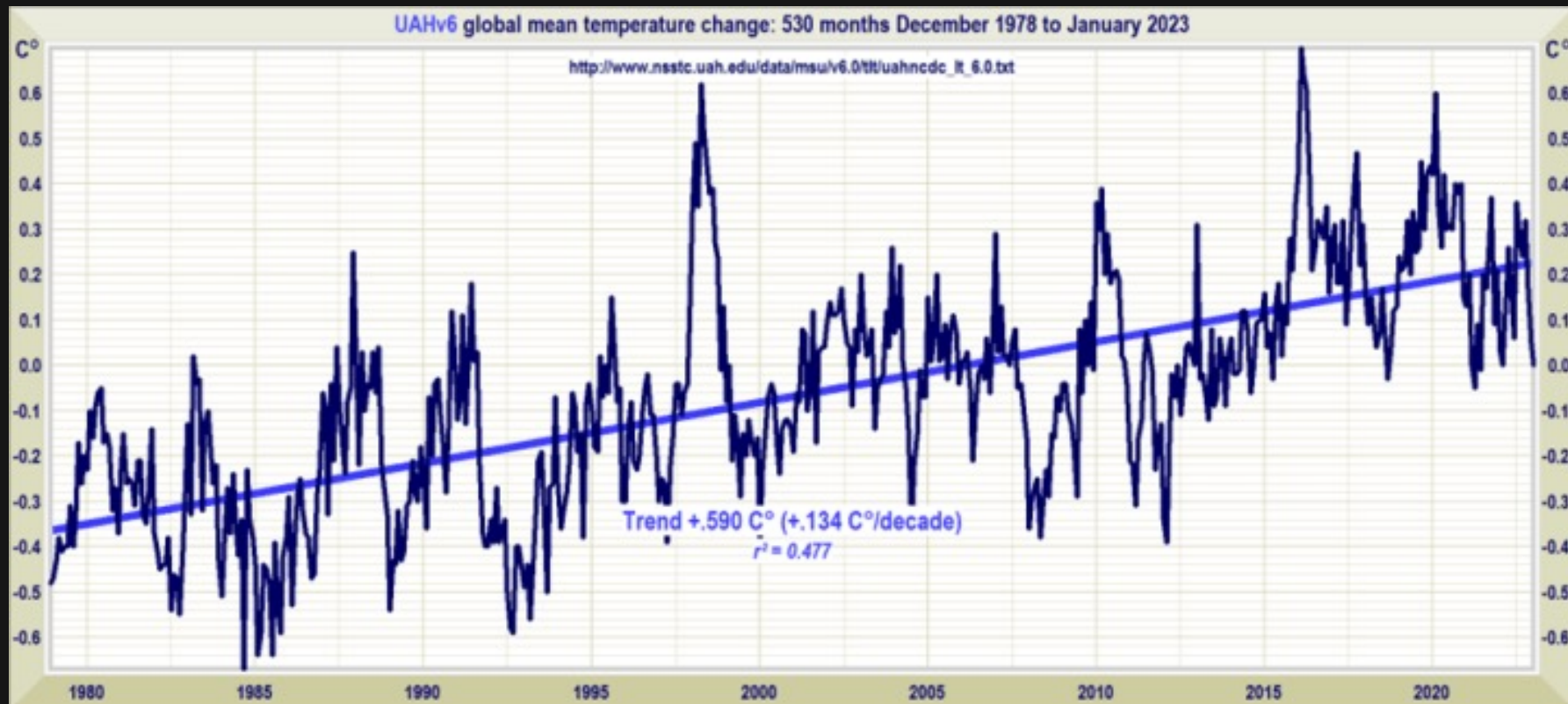
Contiguous U.S. Average Temperature

Binomial
Filter

1895-2020 Trend
(+1.56°F/Century)

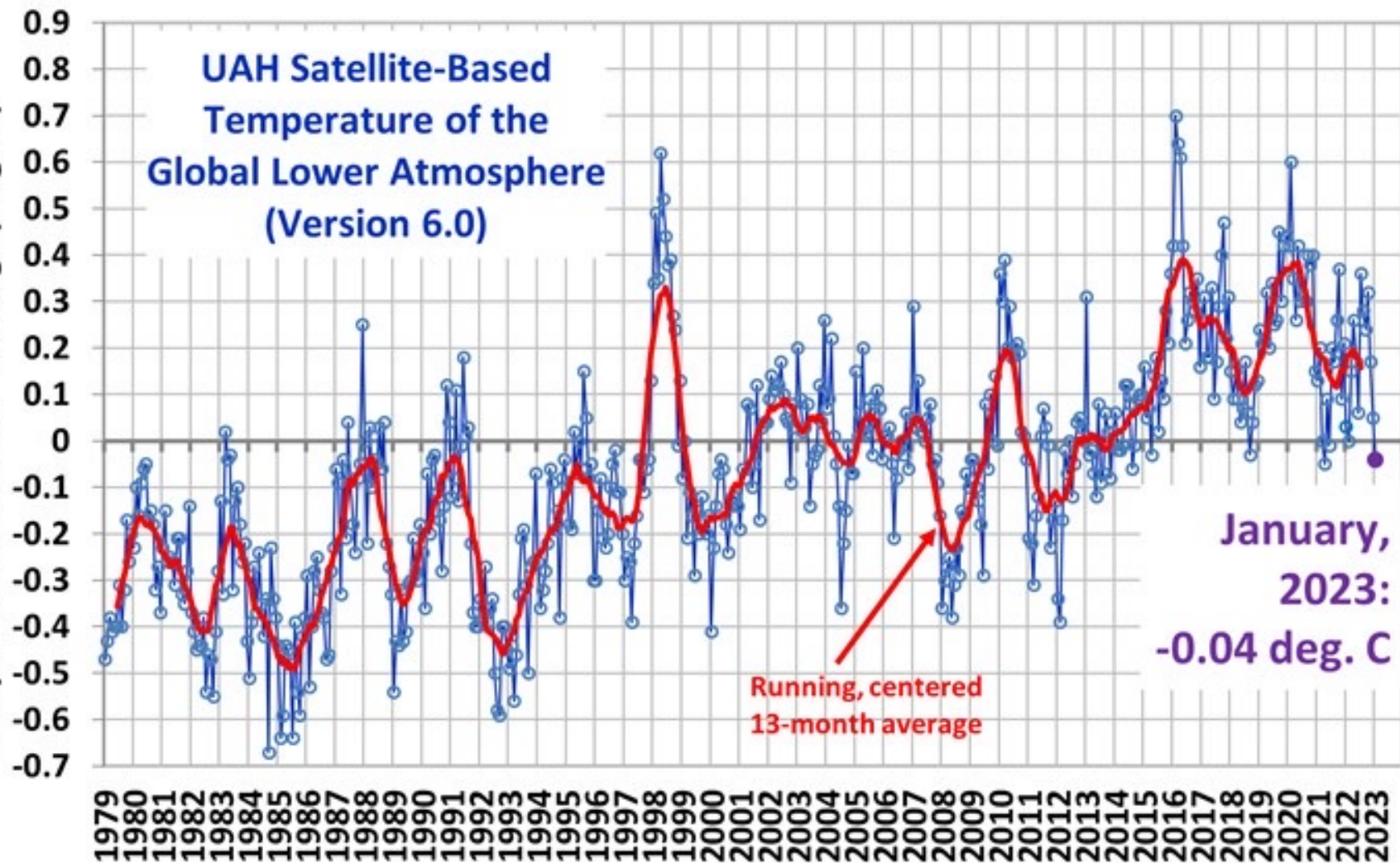


Here is the whole temperature record since satellite monitoring began

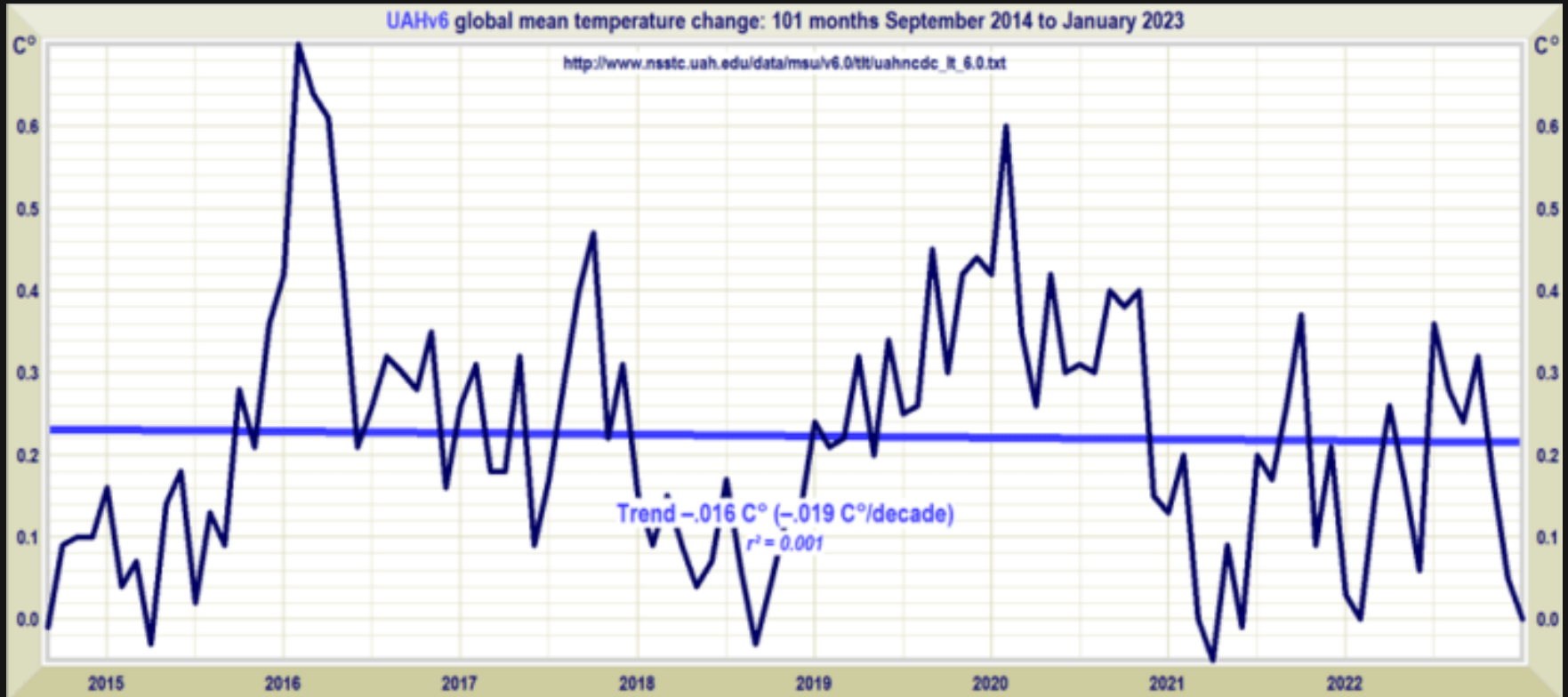


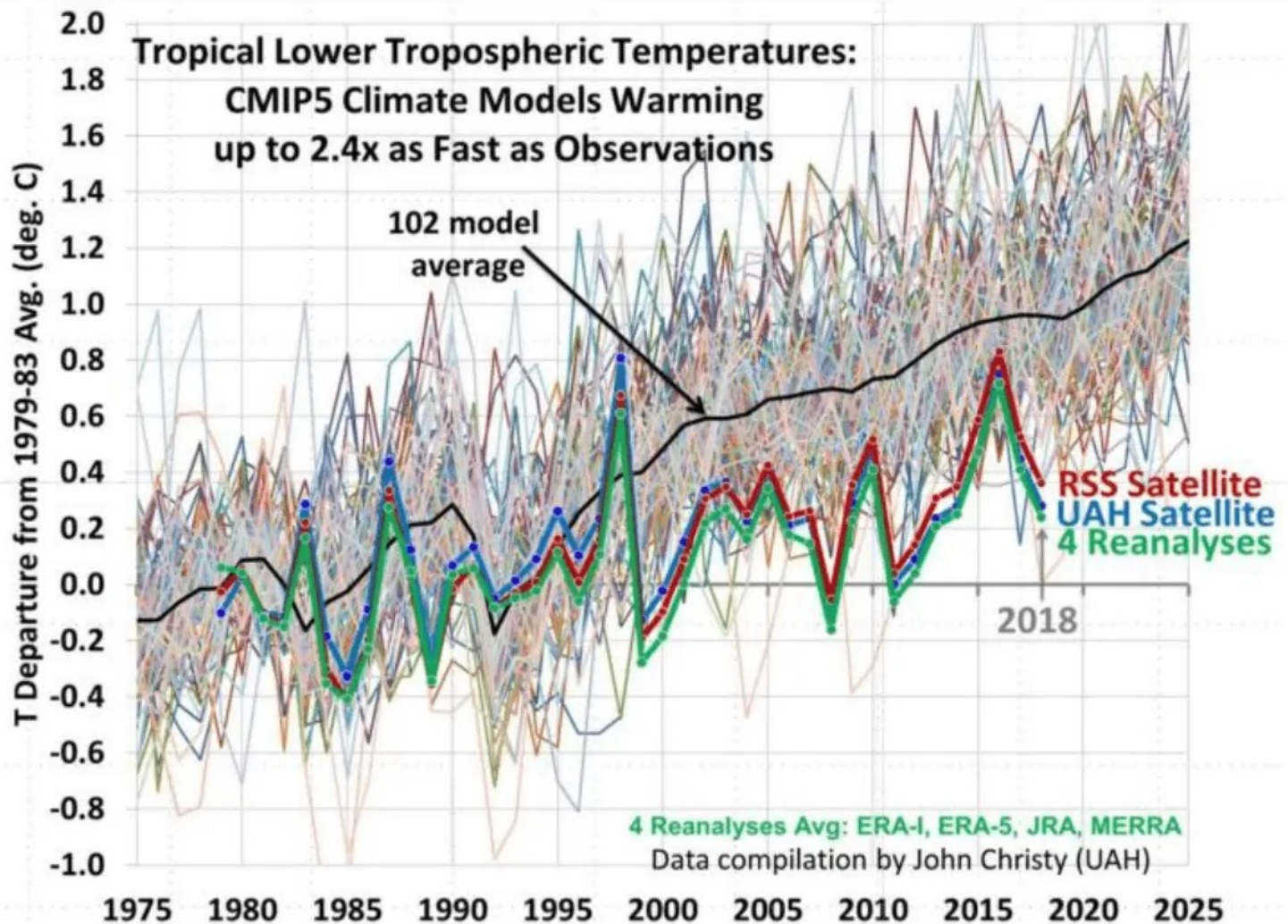
T Departure from '91-'20 Avg. (deg. C)

UAH Satellite-Based
Temperature of the
Global Lower Atmosphere
(Version 6.0)

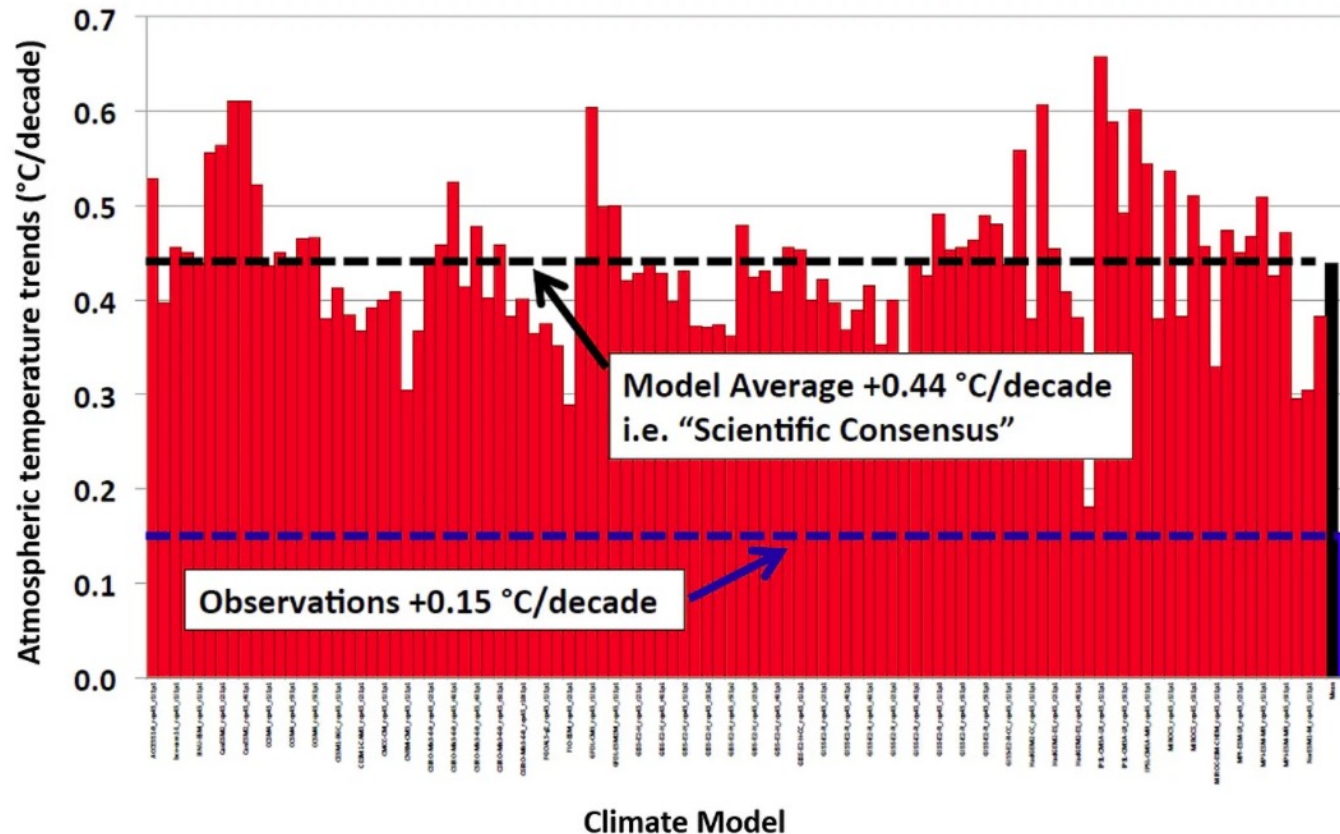


The new temperature Pause lengthens: now at 7 years 6 months – No global warming since 2014

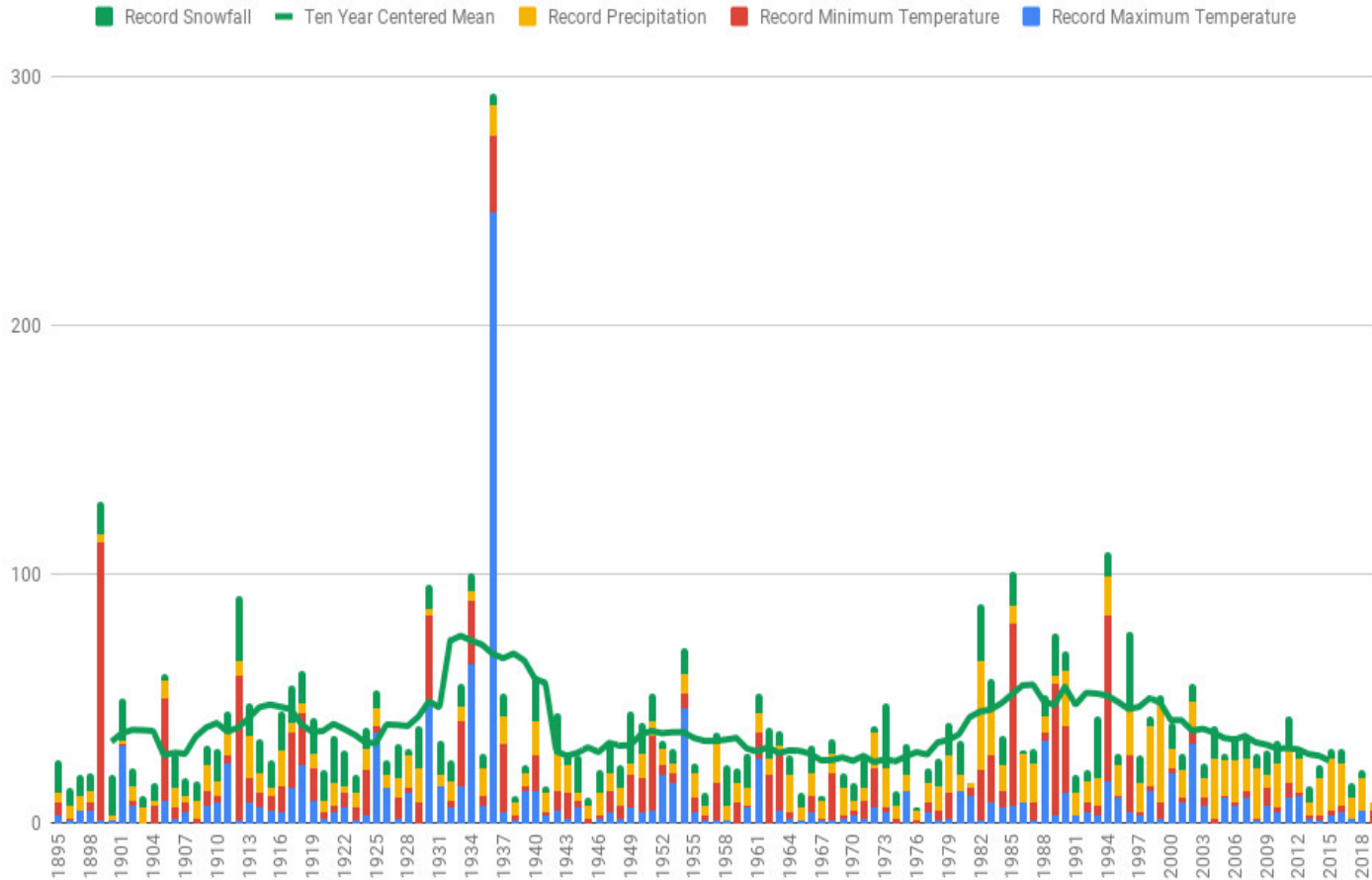




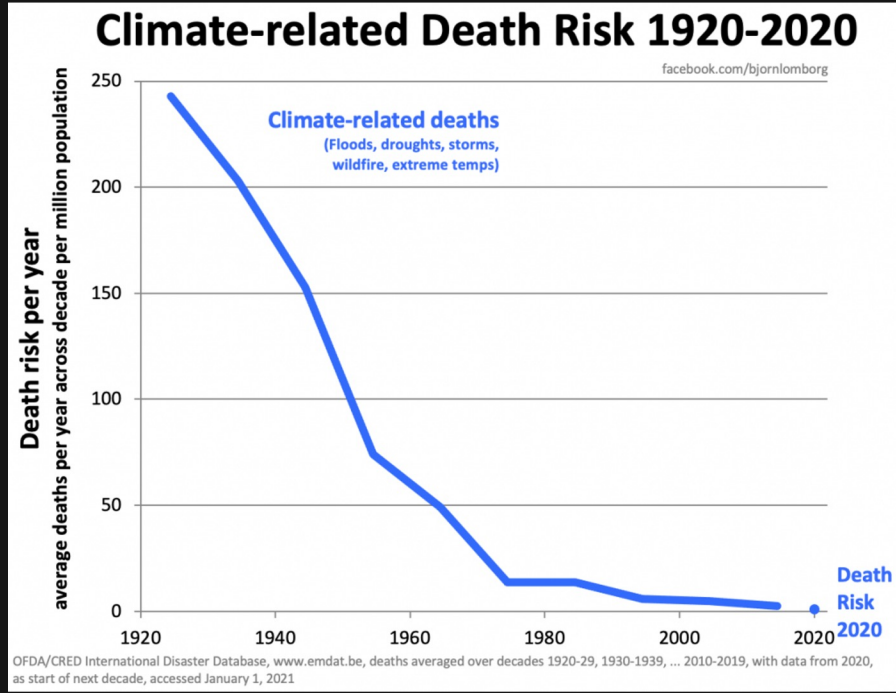
Climate Model Forecasts vs Reality



Number Of All Time Records At All 1,218 USHCN Stations



The reality destroys the claims

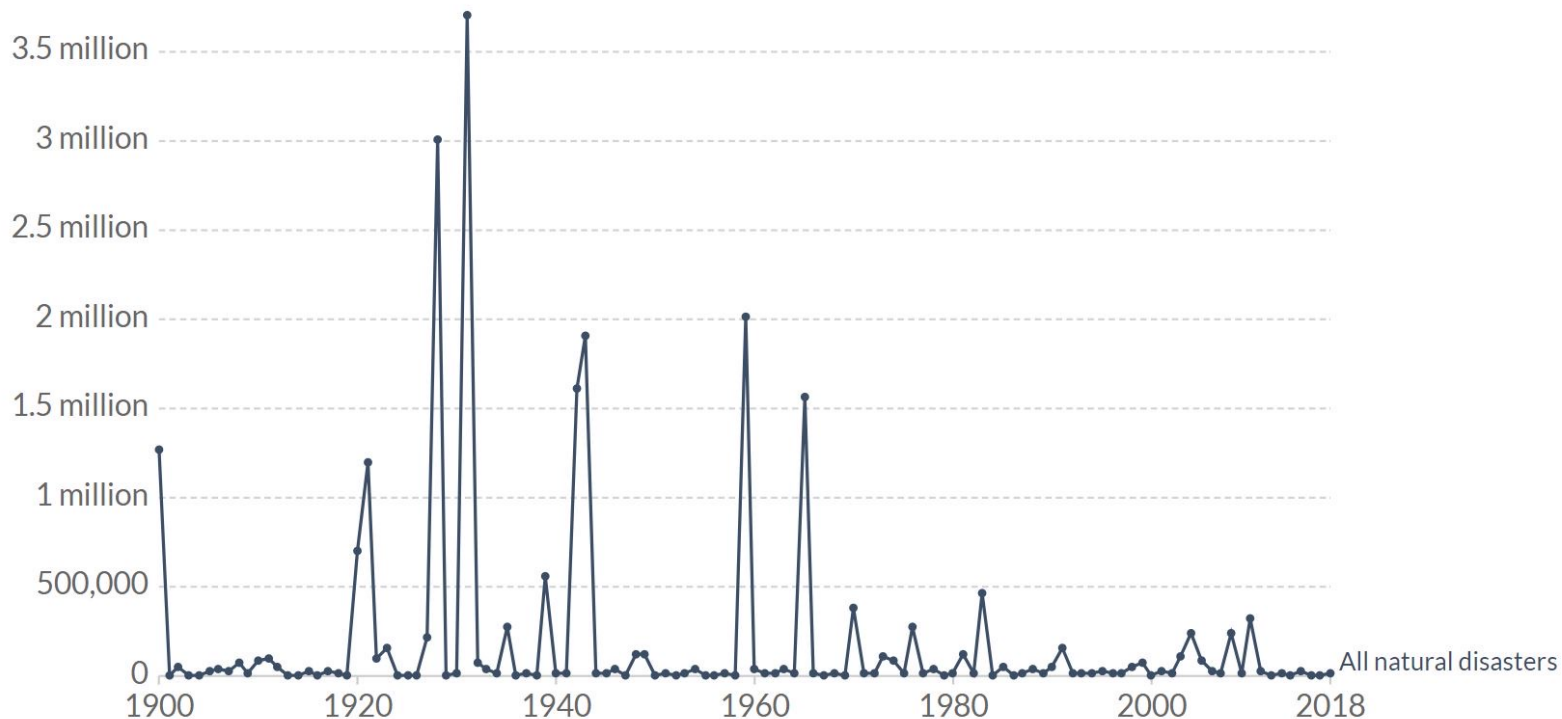


**After 100 years of
climate change,
'climate-related
deaths' approach zero
– Dropped by over
99% since 1920 --
Meteorologist Anthony
Watts**

Global deaths from natural disasters, 1900 to 2018

Absolute number of global deaths per year as a result of natural disasters. "All natural disasters" includes those from drought, floods, extreme weather, extreme temperature, landslides, dry mass movements, wildfires, volcanic activity and earthquakes.

[+ Add disaster category](#)



This is the portion supposedly caused by modern man-made "climate change"

A 200-year drought?

Evidence from tree rings shows that drought was historically much more widespread in the American West than now, while the 20th century was wetter than normal. Percentage of the West affected by drought from 800 A.D. to 2000:

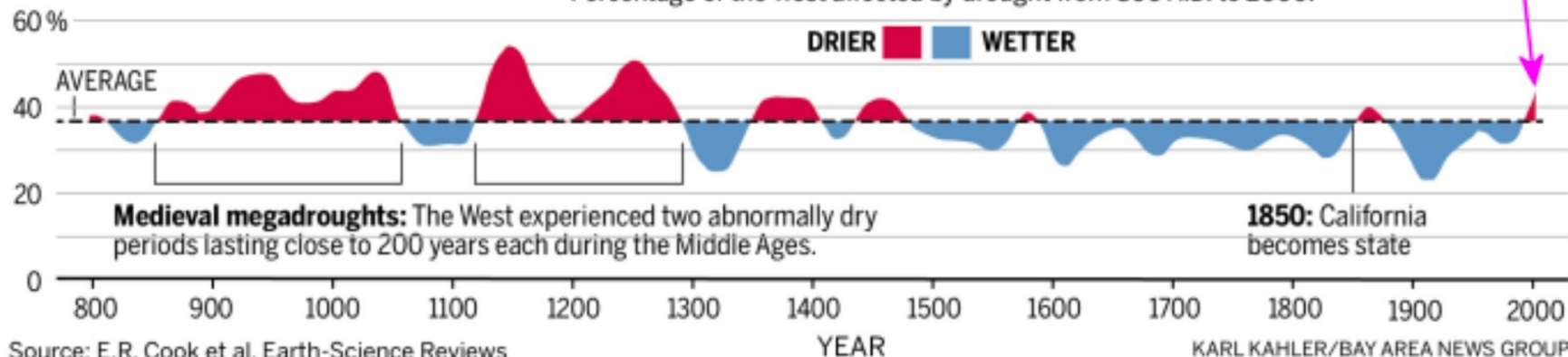
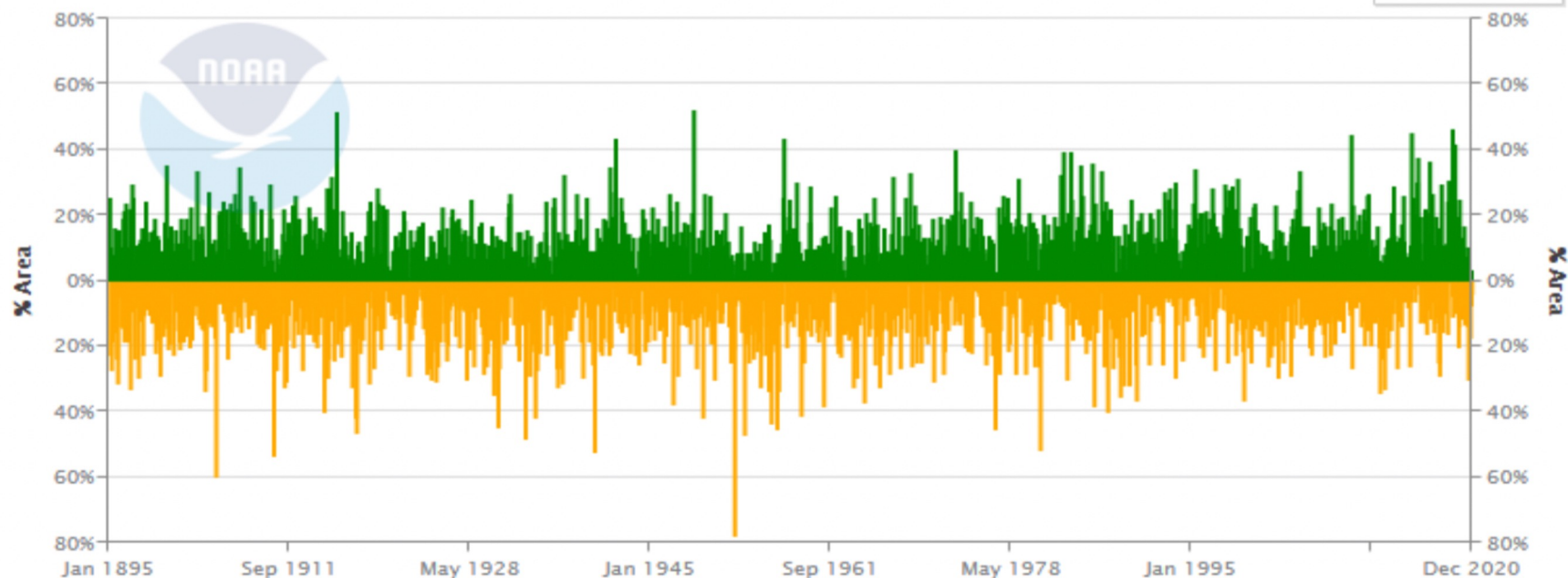


Figure 28: No Increase in Droughts during the Past 135 Years²¹³

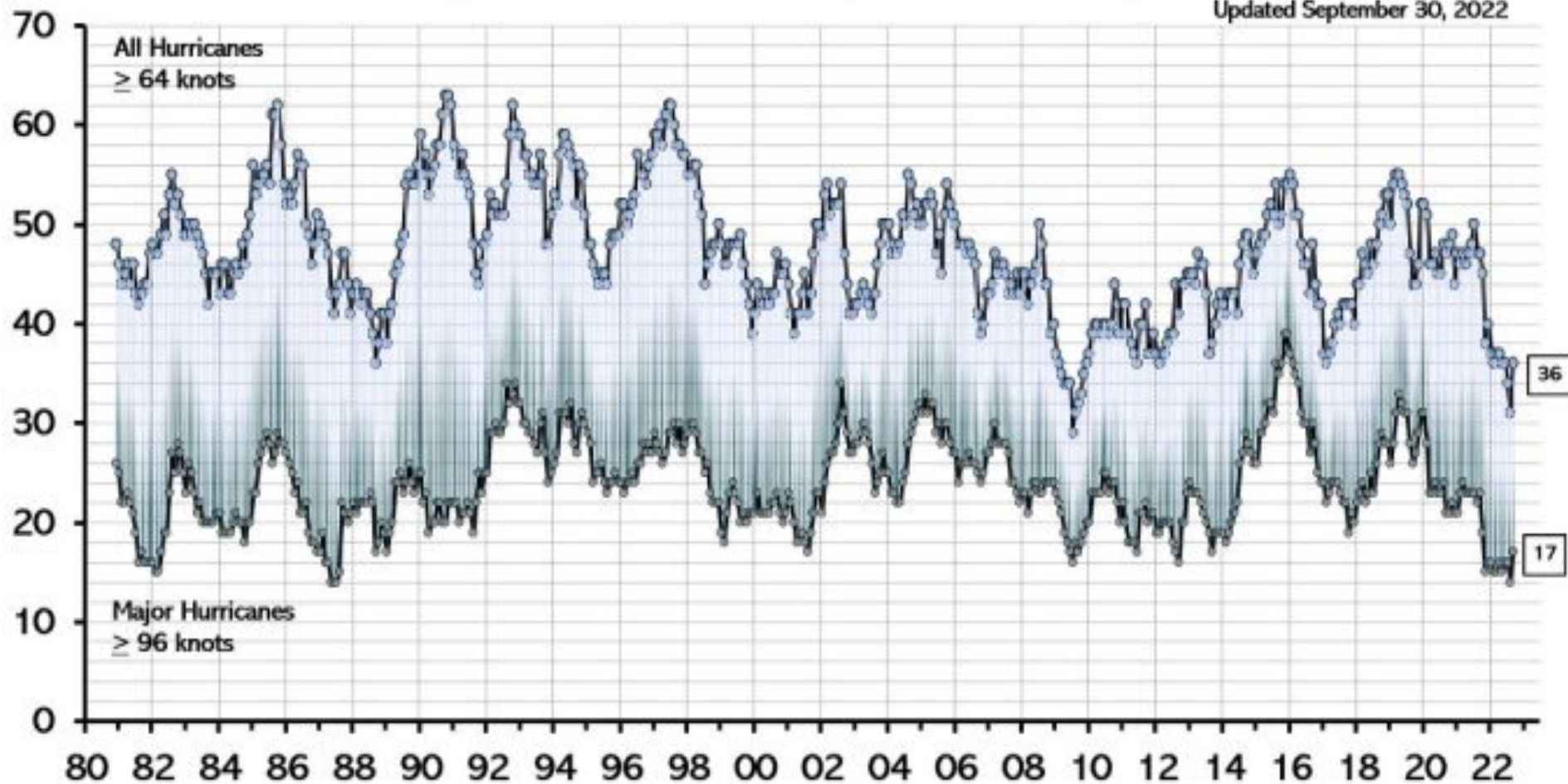
U.S. Percentage Areas
Very Wet/Dry



Global Major Hurricane Frequency – 12 month running sums

@RyanMaue

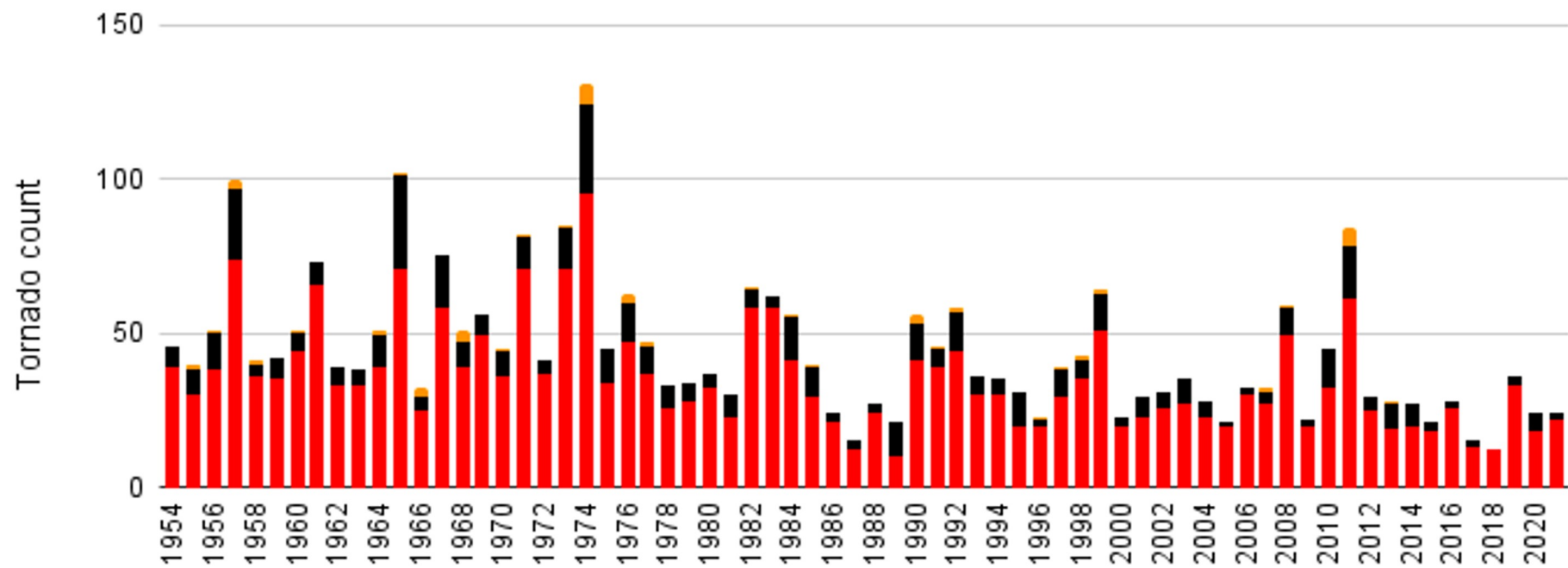
Updated September 30, 2022



United States Violent Tornadoes (EF-3+)

1954 - 2021

EF-5 Tornadoes EF-4 Tornadoes EF-3 Tornadoes



Graph by @ChrisMartzWX | Data source: NOAA NCEI

Climate Reality

- **“Climate change is governed by hundreds of factors, or variables, and the very idea that we can manage climate change predictably by understanding and manipulating at the margins one politically-selected factor (CO₂), is as misguided as it gets. It’s scientific nonsense.”**
- **– UK Prof. Philip Stott**

97% consensus claims!?

One of claimed studies found only 77 anonymous scientists made up 97%

97% was not even 97 scientists!

UN IPCC Lead Author Dr. Richard Tol Rips 97% consensus claim: 'The 97% is essentially pulled from thin air, it is not based on any credible research whatsoever'

UN'S FIFTY YEARS OF ECO-DOOM WARNINGS

1972: UN "environment protection boss" warns:

"We have ten years to stop the catastrophe"



THE NEW YORK TIMES, TUESDAY, MAY 11, 1972
U.N. Ecology Parley Opens Amid Gloom

1982: Tolba, head of UN Environment Programme in The New York Times:

If the nations of the world continue their current policies they will face by the year 2000:

"an environmental catastrophe as irreversible as any nuclear holocaust"



1990: Mostafa Tolba, head of UN Environment Programme:

We must to fix climate change before 1995:

"We shall win – or lose – the climate struggle in the first years of the 1990s"

"The ozone layer protection agreements took ten years to conclude. We must reach a comparable agreement to combat climate change in a third of that time. We shall win—or lose—the climate struggle in the first years of the 1990s. The issue is as urgent as that."

June 2020

CLIMATE DEPOT

A project of CFACT

DONATE

Lund University academic: ‘To Halt Climate Change, We Need an Ecological Leninism’ – ‘State power should definitely be used’ to ban SUVs & private jets

Andreas Malm is in the human ecology division at Lund University: "The whole strategic direction of Lenin after 1914 was to turn World War I into a fatal blow against capitalism. This is precisely the same strategic orientation we must embrace today – and this is what I mean by ecological Leninism. We must find a way of turning the environmental crisis into a crisis for fossil capital itself."

...

"There was a moment in March 2020 when many of us in the climate justice movement felt a degree of surprise to find that governments in Europe and elsewhere were prepared to basically shut down their entire economies in an effort to contain the pandemic. This is striking, given that the same states had never contemplated undertaking any kind of intervention in the economy for the sake of the climate crisis."

Should everyone have their own personal carbon quota? Calls grow for emissions allowances


Advocates propose every person in UK be given a monthly carbon budget to balance between heating, travel, energy and food – but could something so radical ever work in reality, asks **Colin Drury**?



Saturday 13 November 2021 09:54 •  Comments



Climate Lockdowns: New CO2 monitoring credit card enables tracking of 'carbon footprint on every purchase' – 'Monitors & cuts off spending when we hit our carbon max' – Mastercard & UN join forces



The World Economic Forum praised Doconomy. "While many of us are aware that we need to reduce our carbon footprint, advice on doing so can seem nebulous and keeping a tab is difficult. DO monitors and cuts off spending, when we hit our carbon max."

**Climate lockdowns!? 2021 International Energy Agency's
'Net-Zero' report urges 'behavioral changes' to fight
climate:**

**'A shift away from private car use.... upper speed limits'
& thermostat controls; limits on hot water!**

UN Climate Chief Christiana Figueres laments U.S. democracy is 'very detrimental' in war on global warming

- Lauds one-party ruled China for 'doing it right' on climate change**
- 'China is also able to implement policies because its political system avoids some of the legislative hurdles seen in countries including the U.S., Figueres said.' - January 2014**

Only fly when ‘morally justifiable’

CLIMATE DEPOT

A project of CFACT

DONATE

Search

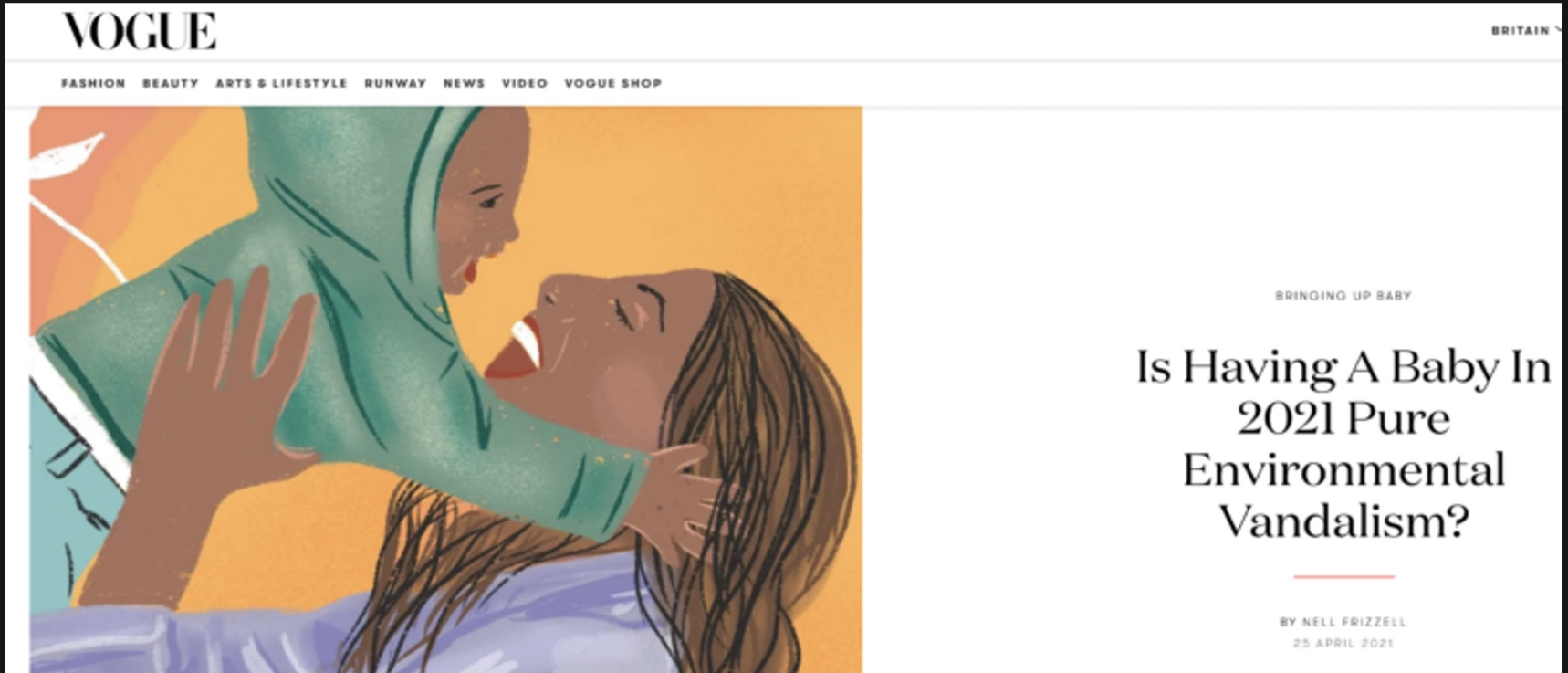
COVID lockdown: People ‘must make a declaration as to why they need to travel’ – Proposed Climate lockdown: ‘You can’t fly commercial unless it is ‘morally justifiable’

COVID Lockdown: People must explain travel reasons under new British border: "We will introduce a new requirement so that people wishing to travel must first make a declaration as to why they need to travel."

Climate Lockdown:

Get ready: In a declared ‘climate emergency,’ you can’t fly commercial unless it is ‘morally justifiable’ – Activist Holthaus sets rules for the ‘use for luxury aviation emissions in a climate emergency’

Next up?! Your Kids!



USA's Climate 'Solutions' Future?!

'Era of Constant Electricity at Home is Ending, says UK power chief' —

'Families would have to get used to only using power when it was available'

Era of constant electricity at home is ending, says power chief

● The days of permanently available electricity may be coming to an end, the head of the power network said yesterday.

Families would have to get used to only using power when it was available, rather than constantly, said Steve Holliday, chief executive of National Grid. Mr Holliday was challenged over how the country would "keep the lights on" when it relied more on wind turbines as supplies of gas dwindled. Electricity provided by wind farms will increase six-fold by 2020 but critics complain they only generate on windy days.

Mr Holliday told Radio 4's *Today* programme that people would have to "change their behaviour". "The grid is going to be a very different system in 2020, 2030," he said. "We keep

thinking that we want it to be there and provide power when we need it. It is going to be much smarter than that.

"We are going to change our own behaviour and consume it when it is available and available cheaply."

Mr Holliday was speaking ahead of a speech last night to the Royal Academy of Engineering, in which he warned that the government was "looking more to communities and individuals to take power into their hands".

He also warned that pylons would still be used to carry power cables across the countryside because it was 10 times more expensive to bury them.

"As a society, we all need to be clear about what we can and cannot afford," he said.

Global Warming Causes More Crime

Los Angeles Times

Climate change brings more crime



Climate change is expected to spur an increase in crime. (Irfan Khan / Los Angeles Times)

By **Louis Sahagun**

FEBRUARY 19, 2014, 4:34 PM



new study broadens a notion held by the earliest criminologists: Periods of higher temperatures -- on an hour-by-hour or week-to-week basis -- are likely to produce more crime.

In Case You Missed



Violence will rise as climate changes, scientists warn
AUG. 1, 2013



California challenges China to cut carbon emissions
JAN. 30, 2014



China's industry pollution to U.S.
JAN. 20, 2014

[See More](#)

Defunding Police is climate 'solution'?!



Climate change will give more people diarrhea

A study of 30 years of data on diarrhea in Botswana found something pretty gross: As the climate changes, it's probably going to mean that more people contract diarrheal disease.



Questioning authority has become too much of a good thing, and it's killing people

For too many people, "Do your own research," means following a social-media post into a rabbit hole of misinformation, or even disinformation from Russians or others, observes columnist Al Cross.

HoptownChronicle

by Al Cross | NKyTribune | September 27, 2021

"It is the first responsibility of every citizen to question authority." —

Benjamin Franklin

And if you Disagree with Any of this...

- You are a 'climate denier' and
you belong in jail!



You Must Not 'Do Your Own Research' When It Comes To Science



Ethan Siegel Senior Contributor

Starts With A Bang Contributor Group ⓘ

[Science](#)

The Universe is out there, waiting for you to discover it.



Climate Change Causes 5 Million Extra Deaths Per Year

By Robert Preidt

HealthDay Reporter

THURSDAY, July 8, 2021 (HealthDay News) -- Climate change has already become deadly enough to cause 5 million extra deaths worldwide each year, researchers report.

The findings are based on an analysis of global temperature and death data from 2000 to 2019. During that time, global temperatures rose by 0.26 degrees Celsius per decade.

The study authors found that 9.4% of global deaths could be attributed to very cold and hot temperatures, which translated into 74 excess deaths for every 100,000 people, with most deaths caused by cold exposure.



Truth About UN Climate Panel




- **UN IPCC is “a purely political body posing as a scientific institution” - *July 23 2008 - Dr. John Brignell is a UK Emeritus Engineering Professor at the University of Southampton***




“We ([UN-IPCC](#)) redistribute de facto the world’s wealth by climate policy...”

“One has to free oneself from the illusion that international climate policy is environmental policy. This has almost nothing to do with environmental policy anymore...”

-Dr. Ottmar Endenhofer, [IPCC](#) co-chair of Working Group 3, November 13, 2010 interview [H/t Dr. Charles Battig]







ICSC - Canada

International Climate Science Coalition - Canada

Tom Harris, B. Eng., M. Eng.

Executive Director

International Climate Science Coalition – Canada

www.icsc-Canada.com

icsc.tom.harris@gmail.com