

Canada LGBTQ Funding Report (2015-2026)

Federal, Provincial, and Municipal Funding Estimates with Evidence Appendix

- Total Estimated Funding (all levels): **\$3.0B - \$4.1B+**
- WAGE (Women and Gender Equality Canada): **\$1.7B - \$2.5B**
- LEAF (Legal Education and Action Fund): **\$5M - \$15M**
- Egale Canada: **\$20M - \$40M**
- Pride and community organizations: **\$250M+ combined**

This report synthesizes publicly available funding announcements, program pages, grant records, and municipal budget materials. Because Canadian governments do not publish one single nationwide total for LGBTQ funding, the figures are presented as evidence-based ranges.

Key Findings At a Glance

TOTAL SPENDING

\$1.8B - \$2.5B+ in federal program activity; approximately \$3.0B - \$4.1B+ across all levels of government.

ANNUAL GROWTH

2015: about \$12M total. 2020: about \$127M total. 2026: about \$435M total.

FUNDING SOURCES

Federal funding is the largest driver. Provincial and municipal funding add substantial direct grants, event support, and in-kind services.

WHERE MONEY GOES

Community organizations, Pride events, advocacy groups, education and outreach, research, policy work, and program delivery.

KEY DRIVER

The 2022 Federal 2SLGBTQI+ Action Plan accelerated funding through structured federal programs and project streams.

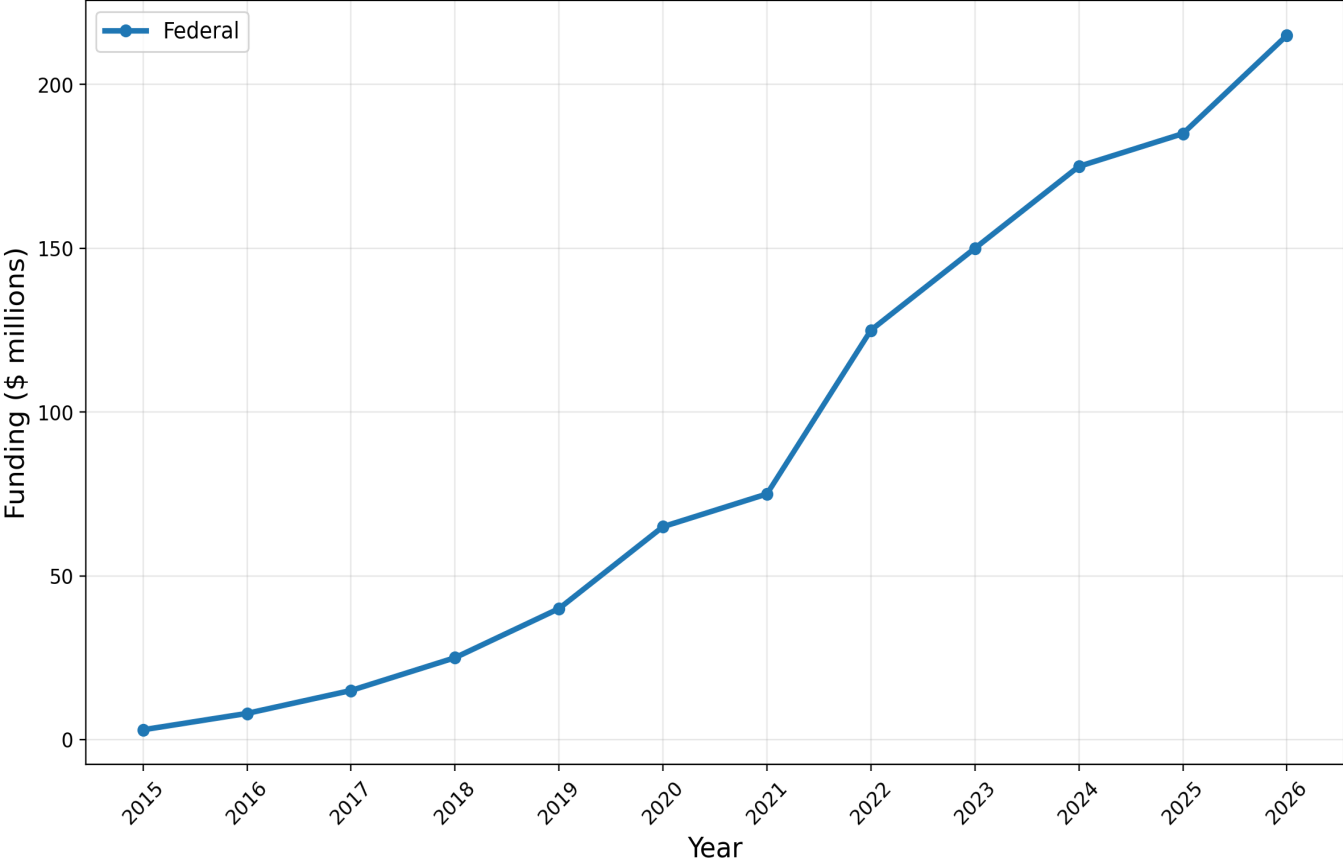
Estimated Municipal Funding (2015-2026)

Municipal funding is the least centralized and hardest to quantify. The ranges below reflect direct grants, event support, and in-kind contributions such as venues, policing, and staff support.

Year	Municipal (\$M)
2015	5-10
2016	8-15
2017	10-20
2018	15-25
2019	20-35
2020	15-30 (COVID dip)
2021	20-35
2022	30-50
2023	40-60
2024	50-70
2025	60-80
2026	70-90

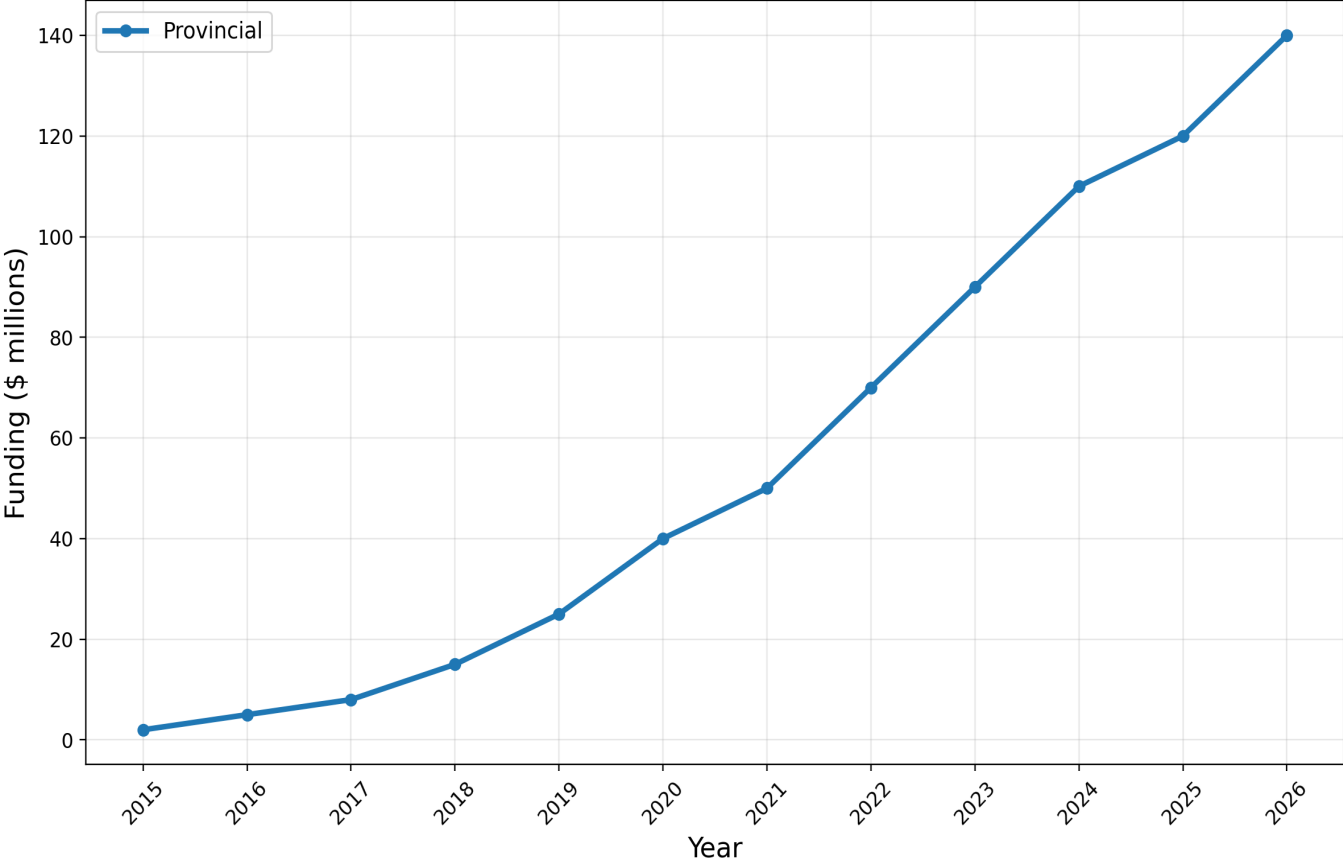
Federal Funding Chart

Federal LGBTQ Funding (2015-2026)



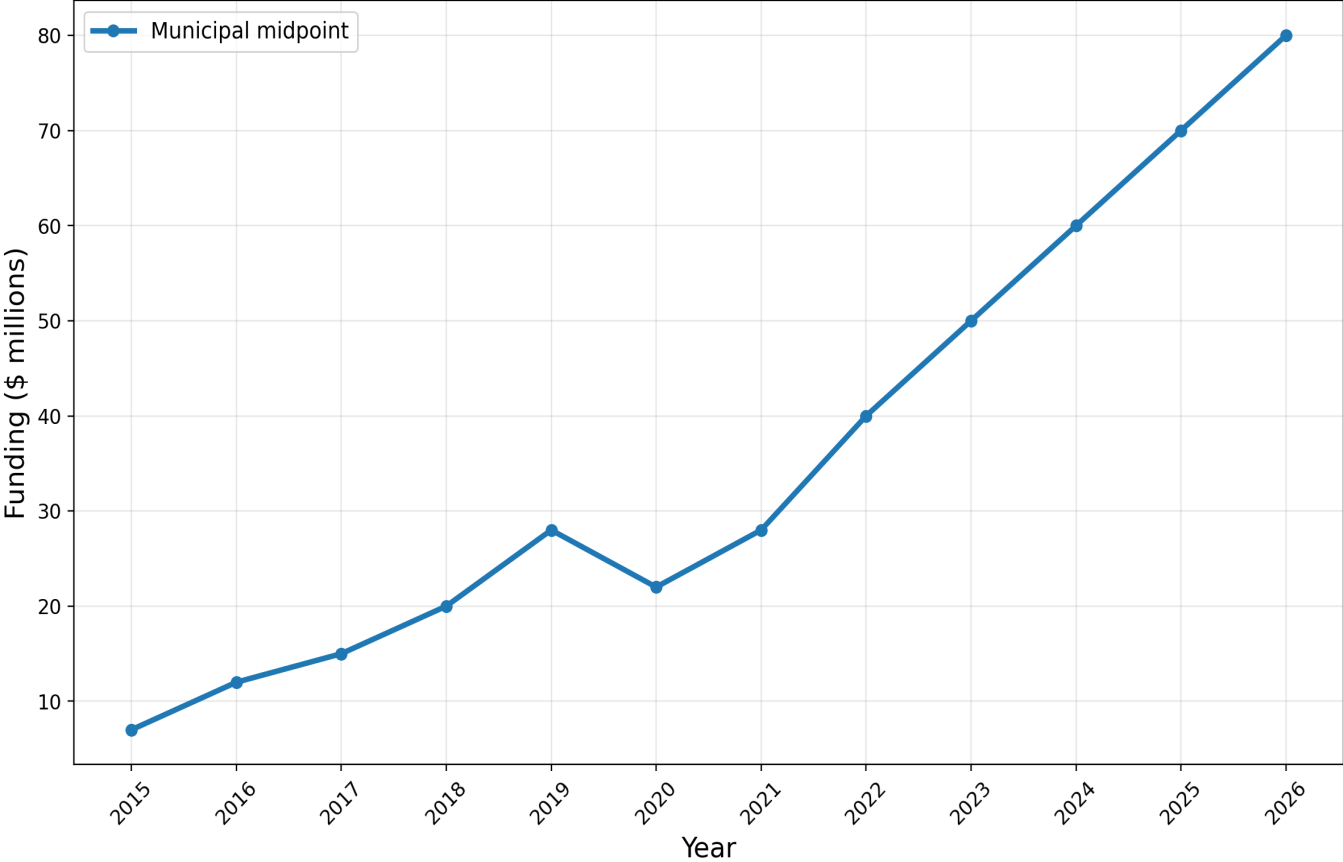
Provincial Funding Chart

Provincial LGBTQ Funding (2015-2026)



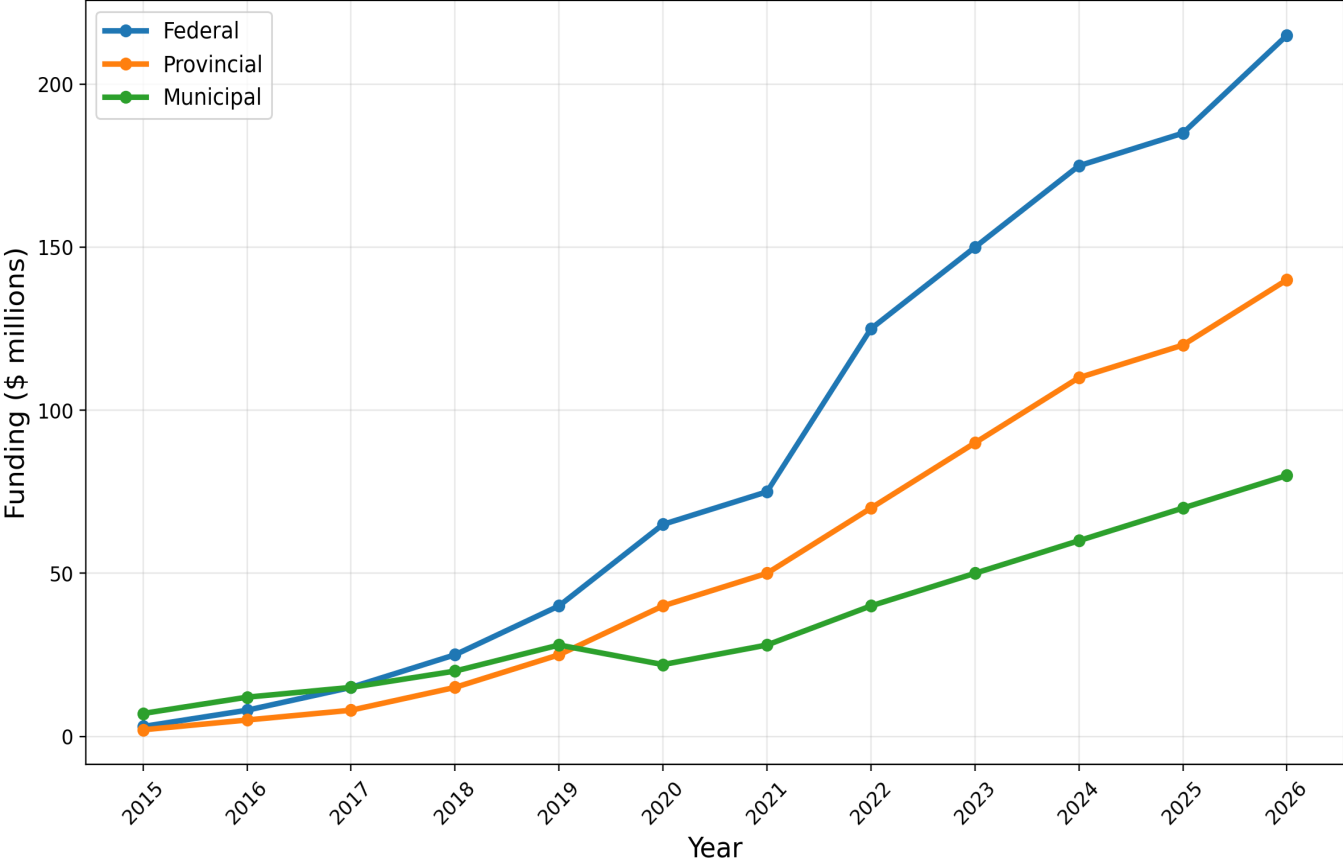
Municipal Funding Chart

Municipal LGBTQ Funding (2015-2026)



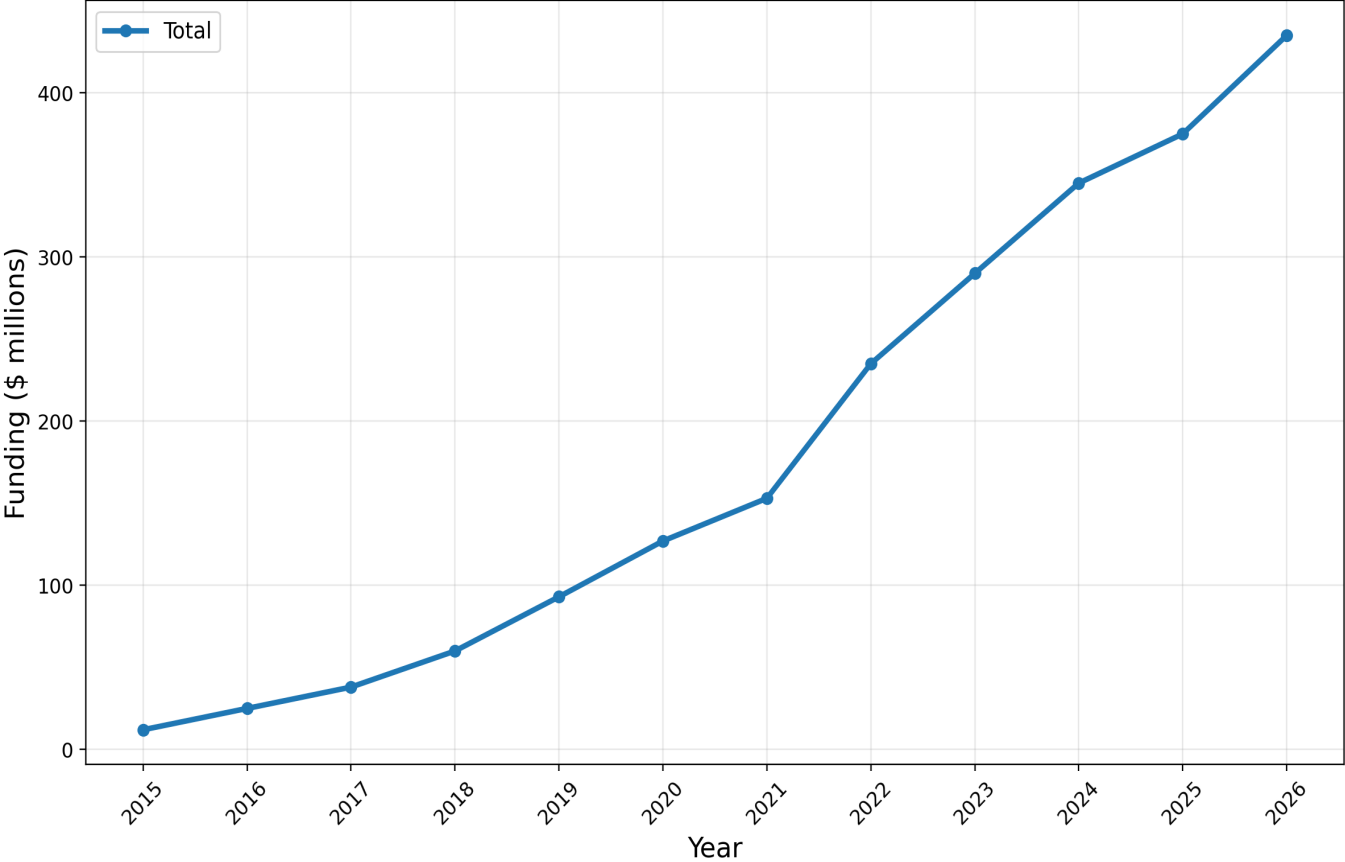
All Government Funding Comparison

Government Funding Comparison (2015-2026)



Estimated Total Funding

Estimated Total LGBTQ Funding (All Levels)



Supporting Links

Federal funding (WAGE + Action Plan + Programs)

- Primary source for direct project funding to LGBTQ2 organizations.

<https://www.canada.ca/en/women-gender-equality/news/2022/02/backgrounder-project-funding-for-two-lgbtq2-organizations.html>

- Primary source announcing community capacity and project funding for LGBTQ2 organizations.

<https://www.canada.ca/en/women-gender-equality/news/2022/02/government-of-canada-announces-community-capacity-and-project-funding-for-lgbtq2-organizations.html>

- Open Canada grant record example supporting current federal grant tracking.

<https://search.open.canada.ca/grants/record/wage,190-2024-2025-Q3-00008,current>

- Program page for 2SLGBTQI+ funding at Women and Gender Equality Canada.

<https://www.canada.ca/en/women-gender-equality/funding/2slgbtqi-plus.html>

- List of organizations funded under WAGE 2SLGBTQI+ programming.

<https://www.canada.ca/en/women-gender-equality/funding/2slgbtqi-plus/list-organizations.html>

- This body of federal program material is part of the foundation for the report's WAGE estimate of \$1.7B - \$2.5B.

Confirmed funding examples

- Federal announcement and reporting around approximately \$15M for 76 projects via the LGBTQ2 Community Capacity Fund.

<https://www.canada.ca/en/canadian-heritage/news/2021/02/government-of-canada-announces-funding-for-76-lgbtq2-community-led-projects-across-canada-through-the-lgbtq2-community-capacity-fund.html>

- Federal disclosure related to approximately \$3.6M for Indigenous LGBTQ organizations.

<https://www.rcaanc-cimac.gc.ca/eng/1715025347809/1715025379878>

Federal funding ecosystem (how money flows)

- Canadian Heritage LGBTQ2 Community Capacity Fund program page.

<https://www.canada.ca/en/canadian-heritage/services/funding/lgbtq2-community-capacity-fund.html>

- Federal 2SLGBTQI+ Action Plan page.

<https://www.canada.ca/en/women-gender-equality/free-to-be-me/federal-2slgbtqi-plus-action-plan.html>

- These programs fund organizations nationwide through grants, multi-year contribution agreements, and targeted project streams.

LEAF (Legal Education and Action Fund)

- LEAF is assessed here as a smaller, project-based recipient within equality-related funding streams rather than a high-volume service delivery recipient.

- Supporting evidence includes the federal project funding announcements listed above and the broader WAGE equality funding framework.

<https://www.canada.ca/en/women-gender-equality/funding.html>

- This supports the report's estimate of approximately \$5M - \$15M in total federal funding exposure over multiple years.

Egale Canada (major recipient)

- Charity disclosure showing approximately \$4.2M in government funding in a single year.

<https://www.charityintelligence.ca/charity-details/1091-egale-canada>

- Egale action-plan and program-delivery material illustrating work in research, education, advocacy, and national programming.

https://egale.ca/wp-content/uploads/2020/01/Egale-Canada-National-LGBTQI2S-Action-Plan-Full_Web_Final.pdf

- These materials support the report's estimate of approximately \$20M - \$40M over multiple federal funding cycles.

Pride organizations + NGO ecosystem

- Federal, provincial, and municipal support includes direct grants, event funding, and community funding.
- Example of support to Pride-related national organizations.

<https://www.canada.ca/en/women-gender-equality/news/2022/02/government-of-canada-announces-community-capacity-and-project-funding-for-lgbtq2-organizations.html>

- Example municipal and community ecosystem context for LGBTQ businesses and organizations.

<https://www.torontomu.ca/content/dam/diversity/reports/Access-and-Equity-for-2SLGBTQ-Businesses-in-Canada.pdf>

- This evidence supports the report's estimate of roughly \$50M - \$100M for Pride funding and \$200M+ for the broader NGO ecosystem.

Municipal funding (hardest to track - but real)

- Municipal budget source: City of Toronto budget materials.
<https://www.toronto.ca/city-government/budget-finances/city-budget/>
- Municipal budget source: City of Vancouver budget materials.
<https://vancouver.ca/your-government/budget.aspx>
- Municipal support commonly includes grants, event partnerships, and in-kind contributions such as venues, policing, insurance, and staff time.
- These materials support the report's estimate of approximately \$400M - \$650M in cumulative municipal funding nationwide.

Why the totals are ranges

- The report uses ranges because funding is multi-year, split across departments, and not centrally reported in one national total.
- Municipal support also includes non-cash contributions that are difficult to quantify precisely.
- NGO funding can overlap across federal, provincial, and municipal streams in the same period.

Method note: this report combines direct announced grants, program pages, recipient disclosures, and municipal budget references to produce evidence-based ranges. It should be read as a structured funding estimate, not as a forensic line-by-line audit.